

**CITY OF COLUMBIA, ILLINOIS**  
**ANNUAL FINANCIAL REPORT**  
**YEAR ENDED APRIL 30, 2020**

## TABLE OF CONTENTS

Page  
Number

Independent Auditors' Report .....	1 - 2
Management's Discussion and Analysis .....	3 - 10

### **BASIC FINANCIAL STATEMENTS**

#### Government-wide Financial Statements:

Statement of Net Position .....	11
Statement of Activities.....	12

#### Fund Financial Statements:

Balance Sheet – Governmental Funds .....	13
Reconciliation of the Governmental Funds Balance Sheet to the Statement of Net Position.....	14
Statement of Revenues, Expenditures and Changes in Fund Balances – Governmental Funds .....	15
Reconciliation of the Statement of Revenues, Expenditures and Changes in Fund Balance of Governmental Funds to the Statement of Activities.....	16
Statement of Net Position - Proprietary Funds.....	17
Statement of Revenues, Expenses and Changes in Net Position - Proprietary Funds .....	18
Statement of Cash Flows - Proprietary Funds .....	19
Statement of Fiduciary Net Position - Fiduciary Funds - Columbia Police Pension .....	20
Statement of Changes in Fiduciary Net Position - Fiduciary Funds - Columbia Police Pension .....	21
Statement of Fiduciary Net Position - Fiduciary Funds - Charles Todd Jr. - Warderman Cemetery Memorial Escrow/Trust .....	22
Statement of Changes in Fiduciary Net Position - Fiduciary Funds - Charles Todd Jr. - Warderman Cemetery Memorial Escrow/Trust .....	23
Notes to Financial Statements .....	24 - 48

**TABLE OF CONTENTS - *Continued***

Page  
Number

**REQUIRED SUPPLEMENTARY INFORMATION**

Budgetary Comparison Schedules:

General Fund.....	49
Library Fund .....	50
Tax Increment Financing Fund .....	51
Notes to Budgetary Comparison Schedules .....	52
Police Pension Fund – Trend Information .....	53

**OTHER INFORMATION**

Combining Balance Sheet – Non-major Governmental Funds .....	54
Combining Statement of Revenues, Expenditures and Changes in Fund Balances – Non-major Governmental Funds .....	55
Combining Balance Sheet – Non-major Special Revenue Funds.....	56
Combining Statement of Revenues, Expenditures and Changes in Fund Balances – Non-major Special Revenue Funds.....	57
Combining Balance Sheet – Non-major Capital Projects Funds.....	58
Combining Statement of Revenues, Expenditures and Changes in Fund Balances – Non-major Capital Projects Funds.....	59
Combining Balance Sheet – Non-major Debt Service Funds .....	60
Combining Statement of Revenues, Expenditures and Changes in Fund Balances – Non-major Debt Service Funds .....	61
Schedule of Assessed Valuation, Tax Rates, Taxes Extended and Collected - PTELL (TAX CAPS) Go Into Effect .....	62
Schedule of Assessed Valuation, Tax Rates, Taxes Extended and Collected - Base Values – Tax Increment Finance District .....	63
Schedule of Investments .....	64 - 65
Independent Auditors' Report on Internal Control over Financial Reporting and on Compliance and Other Matters Based on an Audit of Financial Statements Performed in Accordance with Government Auditing Standards.....	66



## **Independent Auditors' Report**

To the Honorable Mayor and  
City Council of the City of Columbia, Illinois

We have audited the accompanying financial statements of the governmental activities, the business-type activities, each major fund and the aggregate remaining fund information of the City of Columbia, Illinois, as of and for the year ended April 30, 2020, and the related notes to the financial statements, which collectively comprise the City's basic financial statements as listed in the table of contents.

### **Management's Responsibility for the Financial Statements**

Management is responsible for the preparation and fair presentation of these financial statements in accordance with accounting principles generally accepted in the United States of America; this includes the design, implementation, and maintenance of internal control relevant to the preparation and fair presentation of financial statements that are free from material misstatement, whether due to fraud or error.

### **Auditors' Responsibility**

Our responsibility is to express opinions on these financial statements based on our audit. We conducted our audit in accordance with auditing standards generally accepted in the United States of America. Those standards require that we plan and perform the audit to obtain reasonable assurance about whether the financial statements are free from material misstatement.

An audit involves performing procedures to obtain audit evidence about the amounts and disclosures in the financial statements. The procedures selected depend on the auditors' judgment, including the assessment of the risks of material misstatement of the financial statements, whether due to fraud or error. In making those risk assessments, the auditor considers internal control relevant to the entity's preparation and fair presentation of the financial statements in order to design audit procedures that are appropriate in the circumstances, but not for the purpose of expressing an opinion on the effectiveness of the entity's internal control. Accordingly, we express no such opinion. An audit also includes evaluating the appropriateness of accounting policies used and the reasonableness of significant accounting estimates made by management, as well as evaluating the overall presentation of the financial statements.

We believe that the audit evidence we have obtained is sufficient and appropriate to provide a basis for our audit opinions.

### **Opinions**

In our opinion, the financial statements referred to above present fairly, in all material respects, the respective financial position of the governmental activities, the business-type activities, each major fund and the aggregate remaining fund information of the City of Columbia, Illinois, as of April 30, 2020, and the respective changes in financial position and, where applicable, cash flows thereof for the year then ended in accordance with accounting principles generally accepted in the United States of America.

## **Other Matters**

### *Required Supplementary Information*

Accounting principles generally accepted in the United States of America require that the management's discussion and analysis and budgetary comparison information on pages 3 - 10 and 49 - 52 be presented to supplement the basic financial statements. Such information, although not a part of the basic financial statements, is required by the Governmental Accounting Standards Board, who considers it to be an essential part of financial reporting for placing the basic financial statements in an appropriate operational, economic, or historical context. We have applied certain limited procedures to the required supplementary information in accordance with auditing standards generally accepted in the United States of America, which consisted of inquiries of management about the methods of preparing the information and comparing the information for consistency with management's responses to our inquiries, the basic financial statements, and other knowledge we obtained during our audit of the basic financial statements. We do not express an opinion or provide any assurance on the information because the limited procedures do not provide us with sufficient evidence to express an opinion or provide any assurance.

### *Other Information*

Our audit was conducted for the purpose of forming opinions on the financial statements that collectively comprise the City of Columbia, Illinois' basic financial statements. The introductory section, combining and individual non-major fund financial statements, schedules of assessed valuation, tax rates and taxes extended and collected and schedule of investments are presented for purposes of additional analysis and are not a required part of the basic financial statements.

The combining and individual non-major fund financial statements and schedule of investments are the responsibility of management and were derived from and relate directly to the underlying accounting and other records used to prepare the basic financial statements. Such information has been subjected to the auditing procedures applied in the audit of the basic financial statements and certain additional procedures, including comparing and reconciling such information directly to the underlying accounting and other records used to prepare the basic financial statements or to the basic financial statements themselves and other additional procedures in accordance with auditing standards generally accepted in the United States of America. In our opinion, the combining and individual non-major fund financial statements and schedule of investments are fairly stated, in all material respects, in relation to the basic financial statements as a whole.

The introductory section, schedules of assessed valuation, tax rates and taxes extended and collected have not been subjected to the auditing procedures applied in the audit of the basic financial statements and, accordingly, we do not express an opinion or provide any assurance on them.

## **Other Reporting Required by Government Auditing Standards**

In accordance with Government Auditing Standards, we have also issued our report dated December 21, 2020 on our consideration of the City's internal control over financial reporting and on our tests of its compliance with certain provisions of laws, regulations, contracts, and grant agreements and other matters. The purpose of that report is to describe the scope of our testing of internal control over financial reporting and compliance and the results of that testing, and not to provide an opinion on internal control over financial reporting or on compliance. That report is an integral part of an audit performed in accordance with Government Auditing Standards in considering the City's internal control over financial reporting and compliance.

*Schorb & Schmersahl LLC*

Columbia, Illinois  
December 21, 2020

**CITY OF COLUMBIA, ILLINOIS  
MANAGEMENT'S DISCUSSION AND ANALYSIS  
YEAR ENDED APRIL 30, 2020**

The City of Columbia's Management Discussion and Analysis (MD&A) offers readers of the City's financial statements a narrative overview and analysis of the financial activities of the City for the fiscal year ended April 30, 2020. This MD&A is designed to (1) assist the reader in focusing on significant financial issues, (2) provide an overview of the City's financial activity, (3) identify changes in the City's financial position, (4) identify any material deviations from the financial plan (the approved budget), and (5) identify individual fund issues or concerns. We encourage readers to consider the information presented here in conjunction with additional information that we have furnished in the City's basic financial statements (beginning on page 11).

### **Financial Highlights**

- The assets of City of Columbia exceeded its liabilities and deferred inflows of resources at the close of the most recent fiscal year by \$34,955,745 (*net position*). Of this amount \$11,144,667 (*unrestricted net position*), \$5,245,894 in governmental activities and \$5,898,773 in proprietary activities) may be used to meet the government's ongoing obligations to citizens and creditors.
- The government's total net position increased by \$2,395,009.
- At the close of the current fiscal year, the City's governmental funds reported combined ending fund balances of \$8,359,161, which is an increase of \$969,478 in comparison with the prior year.
- At the end of the current fiscal year, unassigned fund balance for the general fund was \$4,153,778 or 43% of total general fund expenditures.
- The City's bonded debt decreased by \$570,000.

### **Overview of the Financial Statements**

This discussion and analysis is intended to serve as an introduction to the City's basic financial statements. The City's basic financial statements are comprised of three components: 1) government-wide financial statements, 2) fund financial statements, and 3) notes to the financial statements. This report also contains required supplementary information and other information in addition to the basic financial statements themselves.

### **Government-Wide Financial Statements**

The *government-wide financial statements* are designed to provide the reader with a broad overview of the City's finances, in a manner similar to a private sector business.

The *statement of net position* presents information on all of the City's assets, liabilities, and deferred inflows and outflows of resources with the difference reported as *net position*. Over time, increases or decreases in net position may serve as a useful indicator of whether the financial position of the City is improving or deteriorating.

The *statement of activities* presents information showing how the City's net position changed during the most recent fiscal year. All changes in net position are reported as soon as the underlying event giving rise to the change occurs, *regardless of the timing of related cash flows*. Thus, revenues and expenses are reported in this statement for some items that will only result in cash flows in future fiscal periods.

Both of the government-wide financial statements distinguish functions of the City that are principally supported by taxes and intergovernmental revenues (*governmental activities*) from other functions that are intended to recover all or a significant portion of their costs through user fees and charges (*business-type activities*).

The government-wide financial statements can be found on pages 11 - 12 of this report.

**CITY OF COLUMBIA, ILLINOIS  
MANAGEMENT'S DISCUSSION AND ANALYSIS  
YEAR ENDED APRIL 30, 2020  
(Continued)**

**Government-Wide Financial Statements – Continued**

In the Statement of Net Position and the Statement of Activities, the City is divided into two kinds of activities:

**Governmental Activities** - Most of the City's basic services are considered governmental activities, general city administration, public safety, and highways and streets. Property taxes, other local taxes and state grants finance most of these activities.

**Business-type Activities** - The City's ambulance, garbage, and water and sewer service are reported here as the City charges a fee to customers to help it cover all the costs of the services provided.

**Fund Financial Statements**

A fund is a grouping of related accounts that is used to maintain control over resources that have been segregated for specific activities or objectives. The City of Columbia, like other state and local governments, uses fund accounting to ensure and demonstrate compliance with finance-related legal requirements. All of the funds of the City can be divided into three categories: governmental, proprietary and fiduciary funds.

**Governmental Funds** – *Governmental funds* are used to account for essentially the same functions reported as *governmental activities* in the government-wide financial statements. However, unlike the government-wide financial statements, governmental fund financial statements focus on *near-term outflows of spendable resources*, as well as on *balances of spendable resources* available at the end of the fiscal year. Such information may be useful in evaluating a government's near-term financing requirements.

Because the focus of governmental funds is narrower than that of the government-wide financial statements, it is useful to compare the information presented for *governmental funds* with similar information presented for *governmental activities* in the government-wide financial statements. By doing so, readers may better understand the long-term impact of the government's near-term financing decisions. Both the governmental fund balance sheet and governmental fund statement of revenues, expenditures, and changes in fund balances provide a reconciliation to facilitate this comparison between *governmental funds* and *governmental activities*.

The City maintains 14 governmental funds. Information is presented separately in the governmental fund balance sheet and in the governmental fund statement of revenues, expenditures, and changes in fund balance for the general, library, capital development, alternative revenue principal and interest bond, and tax increment financing fund; each of which is considered to be a major fund. Data from the other six governmental funds are combined into a single, aggregated presentation. Individual fund data for each of these non-major governmental funds is provided in the form of combining statements elsewhere in this report.

The basic governmental fund financial statements can be found on pages 13 - 16 of this report.

**Proprietary Funds** - Services for which the City charges customers a fee are generally reported as proprietary funds. Proprietary funds, like the government-wide statements, provide both long and short-term financial information.

The City's Enterprise fund (one type of proprietary fund) is the same as its business-type activities, but the fund financial statements provide more detail and additional information, such as cash flow. The City reports three enterprise funds: the water and sewer fund, the garbage fund, and the ambulance fund. The City has chosen to report all proprietary funds as major as this provides the most meaningful presentation for them.

The basic proprietary fund financial statements can be found on pages 17 - 19 of this report.

**Fiduciary Funds** - Fiduciary funds are used to account for resources held for the benefit of parties outside the government. Fiduciary funds are *not* reflected in the government-wide financial statements because the resources of those funds are *not* available to support the City's own programs. The accounting used for fiduciary funds is much like that used for proprietary funds.

The basic fiduciary fund financial statements can be found on pages 20 - 23 of this report.

**CITY OF COLUMBIA, ILLINOIS  
MANAGEMENT'S DISCUSSION AND ANALYSIS  
YEAR ENDED APRIL 30, 2020  
(Continued)**

**Notes to the Financial Statements**

The notes provide additional information that is essential to the full understanding of the data provided in the government-wide and fund financial statements. The notes to the financial statements can be found on pages 24 -48 of this report.

**Statement of Net Position**

The City's net position for the year ended April 30, 2020 was \$34,955,745 which is an increase of \$2,395,009 from the prior year's net position of \$32,560,736. The following table reflects a comparative Statement of Net Position for the City for the two years ended April 30, 2020 and 2019:

	Governmental Activities		Business Type Activities		Total	
	2020	2019	2020	2019	2020	2019
<b>Assets:</b>						
Currents Assets	\$ 11,700,646	\$ 10,851,068	\$ 6,241,406	\$ 6,469,633	\$ 17,942,052	\$ 17,320,701
Noncurrent Assets	18,935,923	18,627,481	10,222,827	8,822,219	29,158,750	27,449,700
Total	<u>\$ 30,636,569</u>	<u>\$ 29,478,549</u>	<u>\$ 16,464,233</u>	<u>\$ 15,291,852</u>	<u>\$ 47,100,802</u>	<u>\$ 44,770,401</u>
<b>Deferred Outflows of Resources:</b>						
Deferred Outflows - Pension Related	\$ 643,038	\$ 935,627	\$ 713,308	\$ 1,095,963	\$ 1,356,346	\$ 2,031,590
<b>Liabilities:</b>						
Current Liabilities	\$ 1,141,597	\$ 1,318,063	\$ 457,315	\$ 301,097	\$ 1,598,912	\$ 1,619,160
Noncurrent Liabilities	6,579,692	7,399,315	369,804	1,010,491	6,949,496	8,409,806
Total	<u>\$ 7,721,289</u>	<u>\$ 8,717,378</u>	<u>\$ 827,119</u>	<u>\$ 1,311,588</u>	<u>\$ 8,548,408</u>	<u>\$ 10,028,966</u>
<b>Deferred Inflows of Resources:</b>						
Fire Protection District Deferred Rental	\$ -	\$ 203,880	\$ -	\$ -	\$ -	\$ 203,880
Unavailable Revenue - Property Taxes	2,948,200	2,818,362	108,000	107,000	3,056,200	2,925,362
Deferred Inflows - Pension Related	972,178	619,574	924,617	463,473	1,896,795	1,083,047
Total	<u>\$ 3,920,378</u>	<u>\$ 3,641,816</u>	<u>\$ 1,032,617</u>	<u>\$ 570,473</u>	<u>\$ 4,952,995</u>	<u>\$ 4,212,289</u>
<b>Net Position:</b>						
Investment in Capital Assets, Net of Related Debt	\$ 13,735,538	\$ 13,274,022	\$ 9,419,032	\$ 8,173,836	\$ 23,154,570	\$ 21,447,858
Restricted for Debt Service	656,508	373,198	-	-	656,508	373,198
Unrestricted	5,245,894	4,407,762	5,898,773	6,331,918	11,144,667	10,739,680
Total	<u>\$ 19,637,940</u>	<u>\$ 18,054,982</u>	<u>\$ 15,317,805</u>	<u>\$ 14,505,754</u>	<u>\$ 34,955,745</u>	<u>\$ 32,560,736</u>

As noted earlier, net assets may serve over time as a useful indicator of the City's financial position. In the fiscal year ended April 30, 2020, the City's assets and deferred outflows exceeded liabilities and deferred inflows of resources by \$34,955,745.

Approximately 66% of the City's net position is reflected in capital assets (e.g. land, buildings, and infrastructure), less any related debt used to acquire those assets that are still outstanding. The City uses these capital assets to provide services to citizens; consequently, these assets are not available for future spending. Although the City's investment in its capital assets is reported net of related debt, it should be noted that the resources needed to repay this debt must be provided from other sources, since the capital assets themselves cannot be used to liquidate these liabilities.

Approximately 1.9% of the City's net position represents resources that are subject to external restrictions on how they may be used. The remaining balance of unrestricted net position, \$11,144,667, may be used to meet the City's ongoing obligations to citizens and creditors.



**CITY OF COLUMBIA, ILLINOIS**  
**MANAGEMENT'S DISCUSSION AND ANALYSIS**  
**YEAR ENDED APRIL 30, 2020**  
*(Continued)*

**Changes in Net Position**

The following table reflects a comparative condensed Statement of Activities for the two years ended April 30, 2020 and 2019:

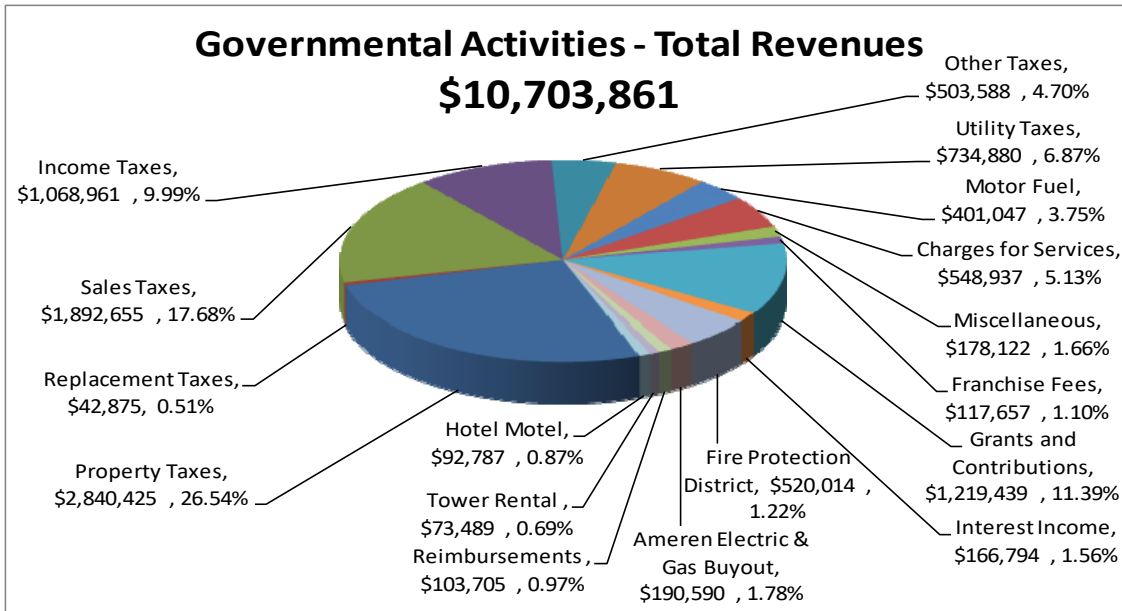
	Governmental Activities		Business-Type Activities		Total	
	2020	2019	2020	2019	2020	2019
<b>Revenues:</b>						
Program Revenues						
Charges for Services	\$ 548,937	\$ 499,313	\$ 5,286,324	\$ 5,057,234	\$ 5,835,261	\$ 5,556,547
Operating Grants and Contributions	1,219,439	81,765	-	-	1,219,439	81,765
General Revenues						
Property Taxes	2,840,337	2,749,834	106,972	105,950	2,947,309	2,855,784
Mobile Home Privilege Taxes	88	111	5	6	93	117
Replacement Taxes	50,771	46,382	-	-	50,771	46,382
Sales Taxes	1,892,655	1,956,044	-	-	1,892,655	1,956,044
Income Taxes	1,068,961	1,123,651	-	-	1,068,961	1,123,651
Other Intergovernmental Taxes	503,588	431,270	-	-	503,588	431,270
Utility Taxes	734,880	815,173	-	-	734,880	815,173
Motor Fuel Taxes	401,047	275,880	-	-	401,047	275,880
Hotel - Motel Taxes	92,787	97,364	-	-	92,787	97,364
Franchise Fees	117,657	120,721	-	-	117,657	120,721
Intergovernmental Agreement	-	-	190,551	192,842	190,551	192,842
Gain on Sale of Capital Assets	-	-	45,800	-	45,800	-
Miscellaneous	178,122	187,107	14,746	357	192,868	187,464
Ameren Electric Buyout	141,750	141,750	-	-	141,750	141,750
Ameren Gas Buyout	48,840	-	-	-	48,840	-
Fire Protection Distract Reimbursement	520,014	66,970	-	-	520,014	66,970
Reimbursements	103,705	56,300	-	-	103,705	56,300
Tower Rental	73,489	66,327	-	-	73,489	66,327
Interest Income	166,794	93,395	187,704	66,424	354,498	159,819
<b>Total Revenues</b>	<u>10,703,861</u>	<u>8,809,357</u>	<u>5,832,102</u>	<u>5,422,813</u>	<u>16,535,963</u>	<u>14,232,170</u>
<b>Expenses:</b>						
General Government	3,555,191	2,595,749	-	-	3,555,191	2,595,749
Public Safety	3,147,570	2,814,838	-	-	3,147,570	2,814,838
Highways and Streets	1,519,387	766,436	-	-	1,519,387	766,436
Culture and Recreation	766,136	659,978	-	-	766,136	659,978
Interest and Fiscal Charges	116,159	135,095	-	-	116,159	135,095
Water and Sewer	-	-	2,983,558	2,684,464	2,983,558	2,684,464
Garbage	-	-	829,852	793,821	829,852	793,821
Ambulance	-	-	1,223,101	1,098,890	1,223,101	1,098,890
<b>Total Expenses</b>	<u>9,104,443</u>	<u>6,972,096</u>	<u>5,036,511</u>	<u>4,577,175</u>	<u>14,140,954</u>	<u>11,549,271</u>
<b>Excess of Revenue over Expenditures before Transfers</b>	1,599,418	1,837,261	795,591	845,638	2,395,009	2,682,899
<b>Transfers</b>	<u>(16,460)</u>	<u>(262,363)</u>	<u>16,460</u>	<u>262,363</u>	<u>-</u>	<u>-</u>
<b>Change in Net Position</b>	<u>\$ 1,582,958</u>	<u>\$ 1,574,898</u>	<u>\$ 812,051</u>	<u>\$ 1,108,001</u>	<u>\$ 2,395,009</u>	<u>\$ 2,682,899</u>

The City's net position increased by \$2,395,009 during the fiscal year ended April 30, 2020.

**CITY OF COLUMBIA, ILLINOIS  
MANAGEMENT'S DISCUSSION AND ANALYSIS  
YEAR ENDED APRIL 30, 2020  
(Continued)**

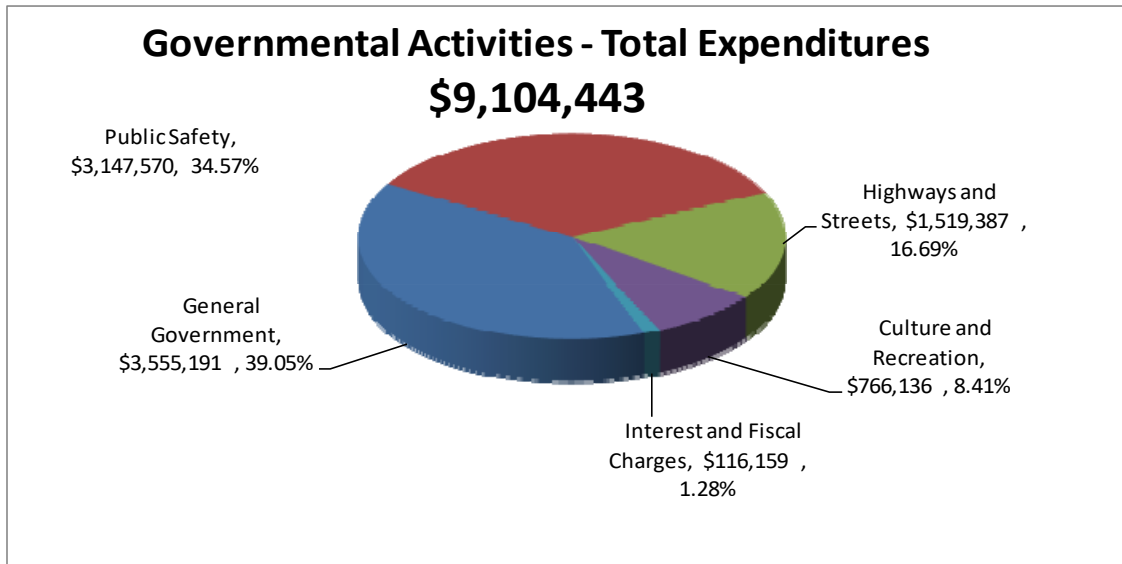
**Revenues by Source - Governmental Activities**

Revenues earned of \$10,703,861 for conducting government activities are from various sources as depicted in the following pie chart:



**Expenses by Function - Governmental Activities**

The following pie chart depicts total expenses of \$9,104,443 by function:

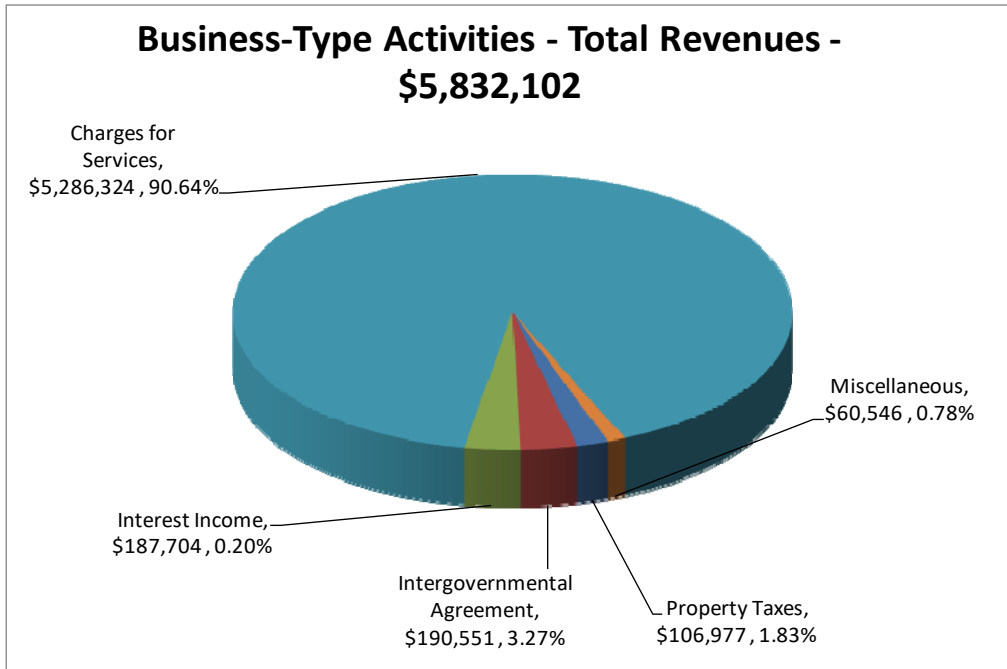


Excess of revenue over expenditures before special items, the difference between revenues and expenditures, totaled \$1,599,418 for the year ended April 30, 2020. In the governmental activities, there were also transfers out of \$16,460, resulting in a total change in net position of \$1,582,958.

**CITY OF COLUMBIA, ILLINOIS  
 MANAGEMENT'S DISCUSSION AND ANALYSIS  
 YEAR ENDED APRIL 30, 2020  
 (Continued)**

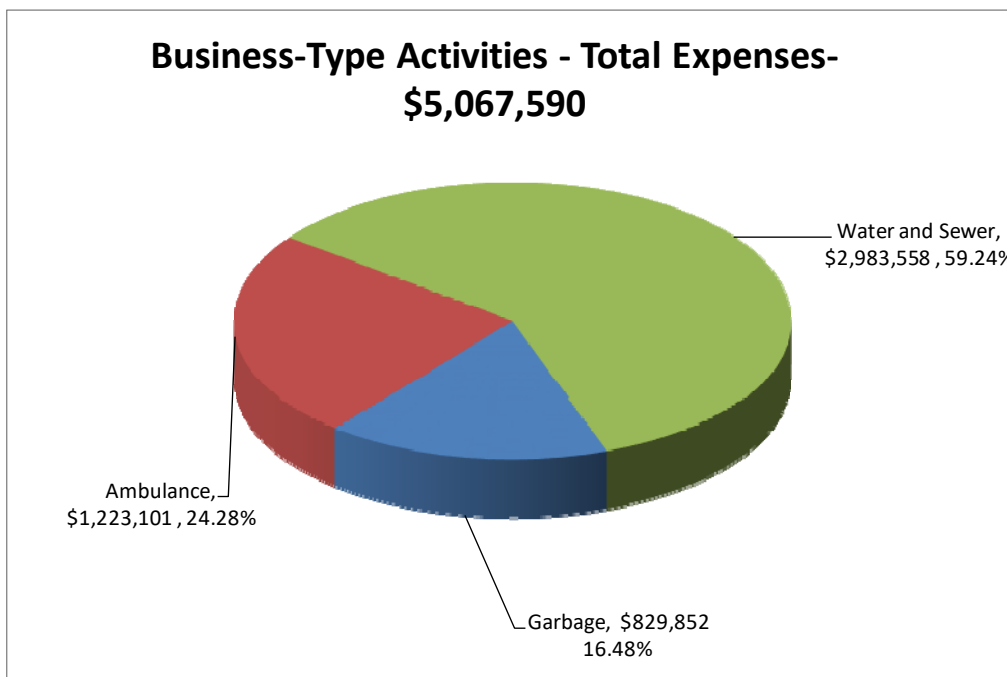
**Revenues by Source - Business-Type Activities**

Revenues earned of \$5,832,102 for conducting business-type activities are from various sources as depicted in the following pie chart:



**Expenses by Function - Business-Type Activities**

The following pie chart depicts total expenses of \$5,067,590 by function:



Revenue over expenses before special items, totaled \$764,512 for the year ended April 30, 2020. In the business type activities, there was also a transfer in the amount of \$16,460, resulting in a total change in net position of \$780,972.

**CITY OF COLUMBIA, ILLINOIS  
MANAGEMENT'S DISCUSSION AND ANALYSIS  
YEAR ENDED APRIL 30, 2020  
(Continued)**

**General Fund Budget**

The City of Columbia presents budget information for its general fund on page 49 of this Annual Financial Report. The City of Columbia operated within the confines of their budget for their fiscal year ended April 30, 2020.

Revenues for the year were higher than budgeted by \$61,788. Expenditures were approximately 5.98% or \$467,455 lower than budget. The amount required to supplement the ambulance fund was approximately \$129,645 lower than projected.

**Capital Assets**

At the end of the fiscal year 2020, the City had \$18,674,994 net governmental-type assets. This amount was invested in a variety of capital assets as reflected in the following schedule, which represents a net increase of \$73,204 from the prior fiscal year.

	<u>4/30/2019</u>	<u>Additions</u>	<u>Retirements</u>	<u>4/30/2020</u>
<b>Governmental activities:</b>				
Land	\$ 972,888	\$ -	\$ -	\$ 972,888
Construction in Progress	845,460	569,374	227,441	1,187,393
Buildings and Infrastructure	22,123,540	447,281	-	22,570,821
Park Improvements and Equipment	1,999,075	38,597	-	2,037,672
Equipment	5,671,376	281,702	-	5,953,078
Land Improvements	<u>36,894</u>	<u>-</u>	<u>-</u>	<u>36,894</u>
Total	<u>31,649,233</u>	<u>1,336,954</u>	<u>227,441</u>	<u>32,758,746</u>
Accumulated Depreciation	<u>13,047,443</u>	<u>1,036,309</u>	<u>-</u>	<u>14,083,752</u>
Total Capital Assets, Net	<u>\$ 18,601,790</u>	<u>\$ 300,645</u>	<u>\$ 227,441</u>	<u>\$ 18,674,994</u>

The City also held \$9,619,032 in net business-type assets. This amount was invested in a variety of capital assets as reflected in the following schedule, which represents a net increase of \$1,178,412 from the prior fiscal year.

	<u>4/30/2019</u>	<u>Additions</u>	<u>Retirements</u>	<u>4/30/2020</u>
<b>Business-type activities:</b>				
Land	\$ 2,724	\$ -	\$ -	\$ 2,724
Water and Sewer Plant	13,148,803	1,359,806	-	14,508,609
Equipment - Water and Sewer	1,634,422	242,730	53,500	1,823,652
Equipment - Ambulance	<u>950,532</u>	<u>38,149</u>	<u>-</u>	<u>988,681</u>
Total	<u>15,736,481</u>	<u>1,640,685</u>	<u>53,500</u>	<u>17,323,666</u>
Accumulated Depreciation	<u>7,295,861</u>	<u>462,273</u>	<u>53,500</u>	<u>7,704,634</u>
Total Capital Assets, Net	<u>\$ 8,440,620</u>	<u>\$ 1,178,412</u>	<u>\$ -</u>	<u>\$ 9,619,032</u>

More detailed information about the City's capital outlay may be found in the Notes to the Financial Statements on pages 32 and 33.

**CITY OF COLUMBIA, ILLINOIS  
MANAGEMENT'S DISCUSSION AND ANALYSIS  
YEAR ENDED APRIL 30, 2020  
(Continued)**

**Long-Term Debt**

At April 30, 2020, the City had \$3,980,063 in outstanding bonds, notes payable, and capital leases payable.

A summary of the City's long-term debt for the governmental-type activities for the years ended April 30, 2020 and 2019 is as follows:

	2020	2019
<b>Governmental activities:</b>		
2007 Tax Increment Financing		
District Revenue Bonds	\$ -	\$ 165,000
2015 General Obligation and Refunding Bonds	3,570,000	3,900,000
2016 General Obligation Bonds	225,000	300,000
Capital Leases Payable	185,063	290,308
 <b>GRAND TOTAL</b>	 <b>\$ 3,980,063</b>	 <b>\$ 4,655,308</b>

Business-type activities debt totaled \$200,000 at April 30, 2020.

A detailed analysis of the bonds, notes payable and capital leases payable outstanding may be found in the notes to the basic financial statements on pages 34 – 37.

**Contact Information**

This financial report is designed to provide a general overview of the City's finances, comply with the finance-related laws and regulations and demonstrate the City's commitment to public accountability. If you have questions about this report or would like additional information, please contact the City Administrator.

## **Basic Financial Statements**

**CITY OF COLUMBIA, ILLINOIS**  
**STATEMENT OF NET POSITION**  
**APRIL 30, 2020**

	<u>Governmental Activities</u>	<u>Business-Type Activities</u>	<u>Total</u>
<b>ASSETS</b>			
<b>Current Assets:</b>			
Cash and Cash Equivalents	\$ 7,522,201	\$ 4,845,391	\$ 12,367,592
Investments	107,160	735,144	842,304
Inventories	104,000	3,069	107,069
Receivables, Net of Allowances:			
Accounts Receivable	42,456	547,631	590,087
Taxes - Property	2,948,200	108,000	3,056,200
Taxes - Sales	428,914	-	428,914
Taxes - Income	177,442	-	177,442
Taxes - Other Intergovernmental	122,517	-	122,517
Taxes - Utility	86,536	-	86,536
Taxes - Motor Fuel	32,233	-	32,233
Taxes - Replacement	6,931	-	6,931
Taxes - Hotel - Motel	4,932	-	4,932
Loans and Accrued Interest	95,797	2,171	97,968
Prepaid Expenses	21,327	-	21,327
<b>Total Current Assets</b>	<u>11,700,646</u>	<u>6,241,406</u>	<u>17,942,052</u>
<b>Noncurrent Assets:</b>			
Bond Discount, Net of Amortization	25,691	-	25,691
Equity in MEMJAWA	-	489,999	489,999
Net Pension Asset (IMRF)	235,238	113,796	349,034
Capital Assets, Net of Accumulated Depreciation:			
Land	972,888	2,724	975,612
Construction in Progress	1,187,393	-	1,187,393
Buildings and Infrastructure	14,431,963	-	14,431,963
Water and Sewer Plant	-	8,723,832	8,723,832
Park Improvements and Equipment	930,422	-	930,422
Equipment	1,143,720	892,476	2,036,196
Land Improvements	8,608	-	8,608
<b>Total Noncurrent Assets</b>	<u>18,935,923</u>	<u>10,222,827</u>	<u>29,158,750</u>
<b>TOTAL ASSETS</b>	<u>\$ 30,636,569</u>	<u>\$ 16,464,233</u>	<u>\$ 47,100,802</u>
<b>DEFERRED OUTFLOWS OF RESOURCES</b>			
Deferred Outflows - Pension Related (IMRF)	\$ 643,038	\$ 713,308	\$ 1,356,346
<b>LIABILITIES, DEFERRED INFLOWS OF RESOURCES AND NET POSITION</b>			
<b>LIABILITIES</b>			
<b>Current Liabilities:</b>			
Accounts Payable	\$ 195,265	\$ 361,633	\$ 556,898
Accrued Payroll	90,146	47,705	137,851
Motor Fuel Tax Projects	228,000	-	228,000
Payable - Budnick Converting, Inc.	107,874	-	107,874
Capital Leases Payable	110,312	47,977	158,289
Bonds Payable	410,000	-	410,000
<b>Total Current Liabilities</b>	<u>1,141,597</u>	<u>457,315</u>	<u>1,598,912</u>
<b>Noncurrent Liabilities:</b>			
Consumer Deposits	-	53,924	53,924
Accrued Compensated Absences	165,744	149,082	314,826
Net Pension Liability	-	14,775	14,775
Capital Leases Payable	74,751	152,023	226,774
Bonds Payable	3,385,000	-	3,385,000
Net Pension Liability (Police Pension Fund)	2,954,197	-	2,954,197
<b>Total Noncurrent Liabilities</b>	<u>6,579,692</u>	<u>369,804</u>	<u>6,949,496</u>
<b>TOTAL LIABILITIES</b>	<u>7,721,289</u>	<u>827,119</u>	<u>8,548,408</u>
<b>DEFERRED INFLOWS OF RESOURCES</b>			
Unavailable Revenue - Property Taxes	2,948,200	108,000	3,056,200
Deferred Inflows - Pension Related (IMRF)	972,178	924,617	1,896,795
<b>TOTAL DEFERRED INFLOWS OF RESOURCES</b>	<u>3,920,378</u>	<u>1,032,617</u>	<u>4,952,995</u>
<b>NET POSITION</b>			
Investment in Capital Assets, Net of Related Debt	13,735,538	9,419,032	23,154,570
Restricted for Debt Service	656,508	-	656,508
Unrestricted	5,245,894	5,898,773	11,144,667
<b>TOTAL NET POSITION</b>	<u>\$ 19,637,940</u>	<u>\$ 15,317,805</u>	<u>\$ 34,955,745</u>

See notes to the financial statements

**CITY OF COLUMBIA, ILLINOIS  
STATEMENT OF ACTIVITIES  
YEAR ENDED APRIL 30, 2020**

Function/Program	Program Revenues				Net (Expenses) Revenue and Changes in Net Position		
	Expenses	Fees, Fines and Charges for Service	Operating Grants and Contributions	Capital Grants and Contributions	Primary Government		
		Governmental Activities	Business- Type Activities	Total			
<b>Governmental Activities:</b>							
General Government	\$ 3,555,191	\$ 321,970	\$ 1,002,190	\$ -	\$ (2,231,031)	\$ -	\$ (2,231,031)
Public Safety	3,147,570	210,530	-	-	(2,937,040)	-	(2,937,040)
Highways and Streets	1,519,387	-	203,664	-	(1,315,723)	-	(1,315,723)
Culture and Recreation	766,136	16,437	13,585	-	(736,114)	-	(736,114)
Interest and Fiscal Charges	116,159	-	-	-	(116,159)	-	(116,159)
<b>Total Governmental Activities</b>	<u>9,104,443</u>	<u>548,937</u>	<u>1,219,439</u>	<u>-</u>	<u>(7,336,067)</u>	<u>-</u>	<u>(7,336,067)</u>
<b>Business-Type Activities:</b>							
Water and Sewer	2,983,558	3,716,506	-	-	-	732,948	732,948
Garbage	829,852	824,244	-	-	-	(5,608)	(5,608)
Ambulance	1,223,101	745,574	-	-	-	(477,527)	(477,527)
<b>Total Business-Type Activities</b>	<u>5,036,511</u>	<u>5,286,324</u>	<u>-</u>	<u>-</u>	<u>-</u>	<u>249,813</u>	<u>249,813</u>
<b>TOTAL</b>	<u>\$ 14,140,954</u>	<u>\$ 5,835,261</u>	<u>\$ 1,219,439</u>	<u>\$ -</u>	<u>(7,336,067)</u>	<u>249,813</u>	<u>(7,086,254)</u>
<b>General Revenues and Other Sources:</b>							
Taxes - Property					2,840,337	106,972	2,947,309
Taxes - Mobile Home Privilege					88	5	93
Taxes - Replacement					50,771	-	50,771
Taxes - Sales					1,892,655	-	1,892,655
Taxes - Income					1,068,961	-	1,068,961
Taxes - Other Intergovernmental					503,588	-	503,588
Taxes - Utility					734,880	-	734,880
Taxes - Motor Fuel					401,047	-	401,047
Taxes - Hotel - Motel					92,787	-	92,787
Miscellaneous					178,122	14,746	192,868
Fire Protection District Reimbursement					520,014	-	520,014
Ameren Electric Buyout					141,750	-	141,750
Ameren Gas Buyout					48,840	-	48,840
Reimbursements					103,705	-	103,705
Franchise Fees					117,657	-	117,657
Tower Rental					73,489	-	73,489
Gain on Sale of Capital Assets					-	45,800	45,800
Interest					166,794	187,704	354,498
Intergovernmental Agreement					-	190,551	190,551
<b>Total General Revenues and Other Sources</b>					<u>8,935,485</u>	<u>545,778</u>	<u>9,481,263</u>
<b>Transfers Between Funds</b>					<u>(16,460)</u>	<u>16,460</u>	<u>-</u>
<b>Change in Net Position</b>					<u>1,582,958</u>	<u>812,051</u>	<u>2,395,009</u>
<b>Net Position - Beginning of Year</b>					<u>18,054,982</u>	<u>14,505,754</u>	<u>32,560,736</u>
<b>Net Position - End of Year</b>					<u>\$ 19,637,940</u>	<u>\$ 15,317,805</u>	<u>\$ 34,955,745</u>

See notes to the financial statements



**CITY OF COLUMBIA, ILLINOIS  
BALANCE SHEET  
GOVERNMENTAL FUNDS  
APRIL 30, 2020**

	<u>General</u>	<u>Library</u>	<u>Capital Development</u>	<u>Admiral Parkway Project Area</u>	<u>Other Non-Major Governmental Funds</u>	<u>Total Governmental Funds</u>
<b>ASSETS:</b>						
Cash and Cash Equivalents	\$ 3,782,404	\$ 350,522	\$ 803,790	\$ 846,846	\$ 1,738,639	\$ 7,522,201
Investments	-	-	-	-	107,160	107,160
Inventories	-	-	-	-	104,000	104,000
Receivables, Net of Allowances:						
Taxes - Property	1,711,000	380,000	-	692,000	165,200	2,948,200
Taxes - Sales	428,914	-	-	-	-	428,914
Taxes - Income	177,442	-	-	-	-	177,442
Taxes - Other Intergovernmental	122,517	-	-	-	-	122,517
Taxes - Utility	-	-	86,536	-	-	86,536
Taxes - Motor Fuel	-	-	-	-	32,233	32,233
Taxes - Replacement	6,931	-	-	-	-	6,931
Taxes - Hotel - Motel	4,932	-	-	-	-	4,932
Accounts Receivable	42,456	-	-	-	-	42,456
Loans and Accrued Interest	-	-	-	-	95,797	95,797
Prepaid Expenses	-	-	21,327	-	-	21,327
<b>TOTAL ASSETS</b>	<u>\$ 6,276,596</u>	<u>\$ 730,522</u>	<u>\$ 911,653</u>	<u>\$ 1,538,846</u>	<u>\$ 2,243,029</u>	<u>\$ 11,700,646</u>
<b>LIABILITIES, DEFERRED INFLOWS OF RESOURCES AND FUND BALANCES</b>						
<b>LIABILITIES:</b>						
Accounts Payable	\$ 146,948	\$ 2,665	\$ 25,350	\$ 4,686	\$ 15,616	\$ 195,265
Accrued Payroll	83,106	6,692	-	348	-	90,146
Payable - Budnick Converting, Inc.	-	-	-	107,874	-	107,874
<b>TOTAL LIABILITIES</b>	<u>230,054</u>	<u>9,357</u>	<u>25,350</u>	<u>112,908</u>	<u>15,616</u>	<u>393,285</u>
<b>DEFERRED INFLOWS OF RESOURCES:</b>						
Unavailable revenue - property taxes	<u>1,711,000</u>	<u>380,000</u>	<u>-</u>	<u>692,000</u>	<u>165,200</u>	<u>2,948,200</u>
<b>FUND BALANCES:</b>						
Nonspendable	-	-	-	-	104,000	104,000
Restricted	21,471	-	-	733,938	1,815,071	2,570,480
Committed	160,293	-	-	-	-	160,293
Assigned	-	341,165	886,303	-	143,142	1,370,610
Unassigned	<u>4,153,778</u>	<u>-</u>	<u>-</u>	<u>-</u>	<u>-</u>	<u>4,153,778</u>
<b>TOTAL FUND BALANCES</b>	<u>4,335,542</u>	<u>341,165</u>	<u>886,303</u>	<u>733,938</u>	<u>2,062,213</u>	<u>8,359,161</u>
<b>TOTAL LIABILITIES, DEFERRED INFLOWS OF RESOURCES AND FUND BALANCES</b>	<u>\$ 6,276,596</u>	<u>\$ 730,522</u>	<u>\$ 911,653</u>	<u>\$ 1,538,846</u>	<u>\$ 2,243,029</u>	<u>\$ 11,700,646</u>

See notes to the financial statements

**CITY OF COLUMBIA, ILLINOIS  
RECONCILIATION OF THE GOVERNMENTAL FUNDS BALANCE SHEET  
TO THE STATEMENT OF NET POSITION  
FOR THE YEAR ENDED APRIL 30, 2020**

**Fund Balances - Total Governmental Funds** \$ 8,359,161

Amounts reported for governmental activities in the Statement of Net Position are different because:

Capital assets, net of accumulated depreciation used in governmental activities are not financial resources and therefore are not reported in the governmental funds balance sheet. Those assets consist of the following:

Land	972,888	
Construction in progress	1,187,393	
Buildings and Infrastructure	14,431,963	
Park Improvements and Equipment	930,422	
Equipment	1,143,720	
Land Improvements	<u>8,608</u>	
		18,674,994

Deferred Outflows - Pension Related (IMRF)	643,038
Deferred Inflows - Pension Related (IMRF)	(972,178)

Long-term liabilities, including bonds payable, are not due and payable in the current period and therefore are not reported in the governmental funds balance sheet. All liabilities, both current and long-term, are reported in the Statement of Net Position.

Motor Fuel Tax Projects	(228,000)
Bonds Payable	(3,795,000)
Bond Discount, Net of Amortization	25,691
Capital Leases Payable	(185,063)
Net Pension Asset/(Liability) (IMRF)	235,238
Net Pension Asset/(Liability) (Police Pension Fund)	(2,954,197)
Accrued Compensated Absences	<u>(165,744)</u>

**Net Position of Governmental Activities** \$ 19,637,940

**CITY OF COLUMBIA, ILLINOIS**  
**STATEMENT OF REVENUES, EXPENDITURES AND**  
**CHANGES IN FUND BALANCES - GOVERNMENTAL FUNDS**  
**FOR THE YEAR ENDED APRIL 30, 2020**

	General	Library	Capital Development	Admiral Parkway Project Area	Other Non-Major Governmental Funds	Total Governmental Funds
<b>REVENUES:</b>						
Taxes - Property	\$ 1,615,621	\$ 364,903	\$ -	\$ 690,859	\$ 168,954	\$ 2,840,337
Taxes - Mobile Home Privilege	68	15	-	-	5	88
Taxes - Replacement	46,771	4,000	-	-	-	50,771
Taxes - Sales	1,892,655	-	-	-	-	1,892,655
Taxes - Income	1,068,961	-	-	-	-	1,068,961
Taxes - Other Intergovernmental	503,588	-	-	-	-	503,588
Taxes - Utility	-	-	734,880	-	-	734,880
Taxes - Motor Fuel	-	-	-	-	401,047	401,047
Taxes - Hotel - Motel	92,787	-	-	-	-	92,787
Licenses and Permits	235,302	-	-	-	-	235,302
Fines and Forfeitures	210,530	-	-	-	-	210,530
Miscellaneous	164,178	3,756	-	-	10,188	178,122
Fire Protection District Reimbursement	-	-	-	-	520,014	520,014
Ameren Electric Buyout	-	-	141,750	-	-	141,750
Ameren Gas Buyout	-	-	48,840	-	-	48,840
Reimbursements	89,674	-	-	14,031	-	103,705
Franchise Fees	117,657	-	-	-	-	117,657
Tower Rental	73,489	-	-	-	-	73,489
Grants - State of Illinois	1,002,190	13,585	-	-	203,664	1,219,439
Charges for Services	86,668	16,437	-	-	-	103,105
Interest	74,935	2,518	4,855	12,335	72,151	166,794
<b>TOTAL REVENUES</b>	<u>7,275,074</u>	<u>405,214</u>	<u>930,325</u>	<u>717,225</u>	<u>1,376,023</u>	<u>10,703,861</u>
<b>EXPENDITURES:</b>						
General Government	2,720,958	-	20,959	469,616	29,496	3,241,029
Public Safety	3,310,840	-	-	-	-	3,310,840
Highways and Streets	1,063,084	-	305,704	-	427,347	1,796,135
Culture and Recreation	259,639	357,083	-	-	67,038	683,760
Principal and Interest	-	-	-	172,838	513,321	686,159
<b>TOTAL EXPENDITURES</b>	<u>7,354,521</u>	<u>357,083</u>	<u>326,663</u>	<u>642,454</u>	<u>1,037,202</u>	<u>9,717,923</u>
<b>EXCESS (DEFICIENCY) OF REVENUES OVER (UNDER) EXPENDITURES</b>	(79,447)	48,131	603,662	74,771	338,821	985,938
<b>OTHER FINANCING SOURCES (USES):</b>						
Transfers Between Funds	333,540	-	(400,000)	-	50,000	(16,460)
<b>EXCESS (DEFICIENCY) OF REVENUES AND OTHER SOURCES OVER (UNDER) EXPENDITURES AND OTHER SOURCES (USES)</b>	254,093	48,131	203,662	74,771	388,821	969,478
<b>FUND BALANCES: BEGINNING OF YEAR</b>	<u>4,081,449</u>	<u>293,034</u>	<u>682,641</u>	<u>659,167</u>	<u>1,673,392</u>	<u>7,389,683</u>
<b>FUND BALANCES: END OF YEAR</b>	<u>\$ 4,335,542</u>	<u>\$ 341,165</u>	<u>\$ 886,303</u>	<u>\$ 733,938</u>	<u>\$ 2,062,213</u>	<u>\$ 8,359,161</u>

**CITY OF COLUMBIA, ILLINOIS  
RECONCILIATION OF THE STATEMENT OF REVENUES, EXPENDITURES  
AND CHANGES IN FUND BALANCE OF GOVERNMENTAL FUNDS  
TO THE STATEMENT OF ACTIVITIES  
FOR THE YEAR ENDED APRIL 30, 2020**

**Net Change in Fund Balances - Total Governmental Funds** \$ 969,478

Amounts reported for governmental activities in the Statement of Activities are different because:

Governmental funds report capital outlays as expenditures. However, in the Statement of Activities the cost of those assets is depreciated over their useful lives:

Capital outlay	1,109,513	
Less: Current year depreciation	<u>(1,036,309)</u>	73,204

Under the modified accrual basis of accounting used in the governmental funds, expenditures are not recognized for transactions that are not normally paid with expendable available financial resources. In the Statement of Activities however, which is presented on the accrual basis, expenses and liabilities are reported regardless of when financial resources are available. Such expenditures are as follows:

Change in net pension asset/liability (IMRF)	546,449	
Change in deferred outflows - pension related (IMRF)	(292,589)	
Change in deferred inflows - pension related (IMRF)	(352,604)	
Change in net pension liability (Police Pension Fund)	(7,871)	
Change in accrued compensated absences	26,646	
Change in accounts payable	<u>(55,000)</u>	(134,969)

The issuance of long-term debt (e.g. bonds) provides current financial resources to governmental funds, while the repayment of the principal of long-term debt consumes the current financial resources of governmental funds. Also, governmental funds report the effect of issuance costs, premiums, discounts and similar items when debt is issued, whereas these amounts are deferred and amortized in the statement of activities. Issuance of bonds is revenue of the governmental funds and the repayment of bond principal is an expenditure of the governmental funds, but the issuance increases long-term liabilities and the repayment reduces long-term liabilities in the Statement of Net Position.

Bond payments	570,000	
Capital lease payments	133,430	
Capital lease proceeds	<u>(28,185)</u>	<u>675,245</u>

**Change in Net Position of Governmental Activities** \$ 1,582,958

**CITY OF COLUMBIA, ILLINOIS**  
**STATEMENT OF NET POSITION**  
**PROPRIETARY FUNDS**  
**APRIL 30, 2020**

<b>ASSETS</b>	<u>Water and Sewer</u>	<u>Garbage</u>	<u>Ambulance</u>	<u>Total</u>
<b>Current Assets:</b>				
Cash and Cash Equivalents	\$ 4,510,129	\$ 335,262	\$ -	\$ 4,845,391
Investments	735,144	-	-	735,144
Inventories	3,069	-	-	3,069
Receivables, Net of Allowances:				
Accounts	277,604	82,372	187,655	547,631
Taxes - Property	-	108,000	-	108,000
Loans and Accrued Interest	2,171	-	-	2,171
<b>Total Current Assets</b>	<u>5,528,117</u>	<u>525,634</u>	<u>187,655</u>	<u>6,241,406</u>
<b>Noncurrent Assets:</b>				
Equity in MEMJAWA	489,999	-	-	489,999
Net Pension Asset (IMRF)	111,252	2,544	-	113,796
Capital Assets, Net of Accumulated Depreciation				
Land	2,724	-	-	2,724
Equipment	589,246	-	303,230	892,476
Water and Sewer Plant	8,723,832	-	-	8,723,832
<b>Total Noncurrent Assets</b>	<u>9,917,053</u>	<u>2,544</u>	<u>303,230</u>	<u>10,222,827</u>
<b>TOTAL ASSETS</b>	<u>\$ 15,445,170</u>	<u>\$ 528,178</u>	<u>\$ 490,885</u>	<u>\$ 16,464,233</u>
<b>DEFERRED OUTFLOWS OF RESOURCES</b>				
Deferred Outflows - Pension Related (IMRF)	\$ 437,564	\$ 13,927	\$ 261,817	\$ 713,308
<b>LIABILITIES</b>				
<b>Current Liabilities:</b>				
Accounts Payable	\$ 278,552	\$ 57,206	\$ 25,875	\$ 361,633
Accrued Payroll	25,913	679	21,113	47,705
Capital Lease Payable	-	-	47,977	47,977
<b>Total Current Liabilities</b>	<u>304,465</u>	<u>57,885</u>	<u>94,965</u>	<u>457,315</u>
<b>Noncurrent Liabilities:</b>				
Consumer Deposits	53,924	-	-	53,924
Net Pension Liability	-	-	14,775	14,775
Accrued Compensated Absences	149,082	-	-	149,082
Capital Lease Payable	-	-	152,023	152,023
<b>Total Noncurrent Liabilities</b>	<u>203,006</u>	<u>-</u>	<u>166,798</u>	<u>369,804</u>
<b>TOTAL LIABILITIES</b>	<u>507,471</u>	<u>57,885</u>	<u>261,763</u>	<u>827,119</u>
<b>DEFERRED INFLOWS OF RESOURCES</b>				
Unavailable Revenue - Property Taxes	-	108,000	-	108,000
Deferred Inflows - Pension Related (IMRF)	617,861	18,688	288,068	924,617
<b>TOTAL DEFERRED INFLOWS OF RESOURCES</b>	<u>617,861</u>	<u>126,688</u>	<u>288,068</u>	<u>1,032,617</u>
<b>NET POSITION</b>				
Investment in Capital Assets, Net of Related Debt	9,315,802	-	103,230	9,419,032
Unrestricted	5,441,600	357,532	99,641	5,898,773
<b>TOTAL NET POSITION</b>	<u>\$ 14,757,402</u>	<u>\$ 357,532</u>	<u>\$ 202,871</u>	<u>\$ 15,317,805</u>

See notes to the financial statements

**CITY OF COLUMBIA, ILLINOIS  
STATEMENT OF REVENUES, EXPENSES AND  
CHANGES IN NET POSITION - PROPRIETARY FUNDS  
FOR THE YEAR ENDED APRIL 30, 2020**

	<u>Water and Sewer</u>	<u>Garbage</u>	<u>Ambulance</u>	<u>Total</u>
<b>OPERATING REVENUES:</b>				
Charges for Services:				
Water	\$ 2,203,417	\$ -	\$ -	\$ 2,203,417
Sewer	1,483,672	-	-	1,483,672
Garbage	-	824,244	-	824,244
Ambulance	-	-	744,781	744,781
Miscellaneous	29,417	-	793	30,210
<b>TOTAL OPERATING REVENUES</b>	<u>3,716,506</u>	<u>824,244</u>	<u>745,574</u>	<u>5,286,324</u>
<b>OPERATING EXPENSES:</b>				
Personal Services	1,203,113	39,703	870,307	2,113,123
Supplies and Materials	378,707	10,288	110,728	499,723
Water Purchases	587,978	-	-	587,978
Contractual Services	245,582	779,861	53,650	1,079,093
Heat, Light and Power	163,896	-	11,921	175,817
Bad Debt	-	-	118,504	118,504
Depreciation	404,282	-	57,991	462,273
<b>TOTAL OPERATING EXPENSES</b>	<u>2,983,558</u>	<u>829,852</u>	<u>1,223,101</u>	<u>5,036,511</u>
<b>OPERATING INCOME (LOSS)</b>	<u>732,948</u>	<u>(5,608)</u>	<u>(477,527)</u>	<u>249,813</u>
<b>NON-OPERATING REVENUES (EXPENSES):</b>				
Interest Income (Expense)	184,863	2,841	-	187,704
Cares Act Stimulus	-	-	14,746	14,746
Gain on Sale of Capital Assets	45,800	-	-	45,800
Taxes - Property	-	106,972	-	106,972
Taxes - Mobile Home Privilege	-	5	-	5
Intergovernmental Agreement	-	-	190,551	190,551
<b>TOTAL NON-OPERATING REVENUES</b>	<u>230,663</u>	<u>109,818</u>	<u>205,297</u>	<u>545,778</u>
<b>INCOME (LOSS) BEFORE TRANSFERS</b>	963,611	104,210	(272,230)	795,591
<b>OTHER FINANCING SOURCES (USES):</b>				
Transfers Between Funds	(150,000)	(50,000)	216,460	16,460
<b>CHANGE IN NET POSITION</b>	813,611	54,210	(55,770)	812,051
<b>TOTAL NET POSITION - BEGINNING</b>	<u>13,943,791</u>	<u>303,322</u>	<u>258,641</u>	<u>14,505,754</u>
<b>TOTAL NET POSITION - ENDING</b>	<u>\$ 14,757,402</u>	<u>\$ 357,532</u>	<u>\$ 202,871</u>	<u>\$ 15,317,805</u>

See notes to the financial statements

**CITY OF COLUMBIA, ILLINOIS  
STATEMENT OF CASH FLOWS  
PROPRIETARY FUNDS  
FOR THE YEAR ENDED APRIL 30, 2020**

	<u>Water and Sewer</u>	<u>Garbage</u>	<u>Ambulance</u>	<u>Total</u>
<b>CASH FLOWS FROM OPERATING ACTIVITIES:</b>				
Cash Received From Customers	\$ 3,716,506	\$ 824,244	\$ 745,574	\$ 5,286,324
Payments to Suppliers	(1,168,800)	(796,220)	(283,431)	(2,248,451)
Payments to Employees	<u>(1,134,676)</u>	<u>(37,019)</u>	<u>(810,255)</u>	<u>(1,981,950)</u>
<b>TOTAL OPERATING ACTIVITIES</b>	<u>1,413,030</u>	<u>(8,995)</u>	<u>(348,112)</u>	<u>1,055,923</u>
<b>CASH FLOWS FROM CAPITAL AND RELATED FINANCING ACTIVITIES:</b>				
Net Purchase of Capital Assets	(1,752,127)	-	(38,149)	(1,790,276)
Sale of Capital Assets	45,800	-	-	45,800
Principal and Interest Payments on Debt	(31,258)	-	(20,750)	(52,008)
Interfund Transfers	(150,000)	(50,000)	216,460	16,460
Payments From Monroe County	<u>-</u>	<u>106,977</u>	<u>190,551</u>	<u>297,528</u>
<b>TOTAL CAPITAL AND RELATED FINANCING ACTIVITIES</b>	<u>(1,887,585)</u>	<u>56,977</u>	<u>348,112</u>	<u>(1,482,496)</u>
<b>CASH FLOWS FROM INVESTING ACTIVITIES:</b>				
Investment Income	<u>184,863</u>	<u>2,841</u>	<u>-</u>	<u>187,704</u>
<b>NET CHANGE IN CASH AND CASH EQUIVALENTS</b>	(289,692)	50,823	-	(238,869)
<b>CASH AND CASH EQUIVALENTS - BEGINNING OF YEAR</b>	<u>4,799,821</u>	<u>284,439</u>	<u>-</u>	<u>5,084,260</u>
<b>CASH AND CASH EQUIVALENTS - ENDING OF YEAR</b>	<u>\$ 4,510,129</u>	<u>\$ 335,262</u>	<u>\$ -</u>	<u>\$ 4,845,391</u>
<b>RECONCILIATION OF OPERATING INCOME TO NET CHANGE IN CASH FROM OPERATING ACTIVITIES:</b>				
Income (Loss) From Operations	\$ 732,948	\$ (5,608)	\$ (477,527)	\$ 249,813
<b>ADJUSTMENTS TO RECONCILE INCOME FROM OPERATIONS TO NET CASH PROVIDED BY (USED IN) OPERATING ACTIVITIES:</b>				
Depreciation	404,282	-	57,991	462,273
(Increase) Decrease in Assets:				
Inventory	37	-	-	37
Prepaid Expense	-	-	-	-
Accounts Receivable	12,643	(4,542)	(6,160)	1,941
Taxes - Property	-	(1,000)	-	(1,000)
Accrued Interest	(1,538)	-	-	(1,538)
Deferred Outflows - Pension Related (IMRF)	216,458	7,474	158,723	382,655
Net Pension Asset (IMRF)	(111,252)	(2,544)	-	(113,796)
Increase (Decrease) in Liabilities:				
Accounts Payable	186,094	(1,529)	17,532	202,097
Accrued Payroll	7,963	161	6,485	14,609
Unavailable Revenue - Property Taxes	-	1,000	-	1,000
Consumer Deposits	10,127	-	-	10,127
Deferred Inflows - Pension Related (IMRF)	260,858	9,004	191,281	461,143
Net Pension Liability (IMRF)	(293,012)	(11,411)	(296,437)	(600,860)
Accrued Compensated Absences	<u>(12,578)</u>	<u>-</u>	<u>-</u>	<u>(12,578)</u>
<b>NET CASH PROVIDED (USED) BY OPERATING ACTIVITIES</b>	<u>\$ 1,413,030</u>	<u>\$ (8,995)</u>	<u>\$ (348,112)</u>	<u>\$ 1,055,923</u>

See notes to the financial statements

**CITY OF COLUMBIA, ILLINOIS  
STATEMENT OF FIDUCIARY NET POSITION  
FIDUCIARY FUNDS - COLUMBIA POLICE PENSION  
APRIL 30, 2020**

	<u>Columbia Police Pension</u>
<b>ASSETS:</b>	
Cash and Cash Equivalents	\$ 14,757
Receivables:	
Taxes - Property	440,105
Investments:	
Money Market	45,083
Government Securities	2,300,526
Corporate Notes	1,419,561
Mutual Funds	<u>3,090,896</u>
Total Investments	<u>6,856,066</u>
<b>TOTAL ASSETS</b>	<b><u>\$ 7,310,928</u></b>
<b>NET POSITION:</b>	
Held in Trust for Pension Benefits and Other Purposes	<b><u>\$ 7,310,928</u></b>

See notes to the financial statements



**CITY OF COLUMBIA, ILLINOIS  
STATEMENT OF CHANGES IN FIDUCIARY NET POSITION -  
FIDUCIARY FUNDS - COLUMBIA POLICE PENSION  
FOR THE YEAR ENDED APRIL 30, 2020**

	<b><u>Columbia Police Pension</u></b>
<b>ADDITIONS:</b>	
Employer Contributions:	
Taxes - Property	\$ 440,105
Taxes - Mobile Home Privilege	18
Plan Member Contributions	<u>151,291</u>
Total Contributions	<u>591,414</u>
Net Investment Income:	
Net Appreciation in Fair Value of Investments	<u>250,215</u>
<b>TOTAL ADDITIONS</b>	<u>841,629</u>
<b>DEDUCTIONS:</b>	
Benefits	311,669
Administrative Expense	<u>32,161</u>
<b>TOTAL DEDUCTIONS</b>	<u>343,830</u>
<b>CHANGE IN NET POSITION</b>	497,799
<b>NET POSITION, BEGINNING OF YEAR</b>	<u>6,813,129</u>
<b>NET POSITION, END OF YEAR</b>	<u>\$ 7,310,928</u>

See notes to the financial statements

**CITY OF COLUMBIA, ILLINOIS  
STATEMENT OF FIDUCIARY NET POSITION  
FIDUCIARY FUNDS - CHARLES TODD JR. - WARDERMAN CEMETERY MEMORIAL ESCROW/TRUST  
APRIL 30, 2020**

	<b><u>Warderman Cemetery Escrow/Trust</u></b>
<b>ASSETS:</b>	
Cash and Cash Equivalents	<u>\$ 25,238</u>
 <b>NET POSITION:</b>	
Held in Trust for Cemetery and Other Purposes	<u>\$ 25,238</u>

**CITY OF COLUMBIA, ILLINOIS**  
**STATEMENT OF CHANGES IN FIDUCIARY NET POSITION -**  
**FIDUCIARY FUNDS - CHARLES TODD JR. - WARDERMAN CEMETERY MEMORIAL ESCROW/TRUST**  
**FOR THE YEAR ENDED APRIL 30, 2020**

	<u>Warderman Cemetery Escrow/Trust</u>
<b>ADDITIONS:</b>	
Interest Income	\$ 26
 <b>DEDUCTIONS:</b>	 <u>-</u>
 <b>CHANGE IN NET POSITION</b>	 26
<b>NET POSITION, BEGINNING OF YEAR</b>	<u>25,212</u>
<b>NET POSITION, END OF YEAR</b>	<u><u>\$ 25,238</u></u>

**CITY OF COLUMBIA, ILLINOIS**  
**NOTES TO FINANCIAL STATEMENTS**  
**YEAR ENDED APRIL 30, 2020**

**NOTE 1 - Summary of Significant Accounting Policies**

The City's accounting policies conform to generally accepted accounting principles which are appropriate to local governmental units of this type.

**A. Principles Used to Determine the Scope of the Reporting Entity**

The City's reporting entity includes the City's governing Board and all related organizations for which the City exercises oversight responsibility. The City has developed criteria to determine whether outside agencies with activities, which benefit the citizens of the City, should be included within its financial reporting entity. The criteria includes, but is not limited to, whether the City exercises responsibility (which includes financial interdependency, selection of governing authority, designation of management, ability to significantly influence operations, and accountability for fiscal matters), scope of public service, and special financing relationships.

**B. Basis of Presentation and Basis of Accounting**

**Basis of Presentation**

*Government-Wide Financial Statements:*

The Statement of Net Position and the Statement of Activities display information about the primary government as a whole. These statements include the financial activities of the overall government, except for fiduciary activities. Eliminations have been made to minimize the double-counting of internal activities. Governmental activities generally are financed through taxes, intergovernmental revenues, and other non-exchange transactions. Business-type activities are financed in whole or in part by fees charged to external parties.

The Statement of Activities presents a comparison between direct expenses and program revenues for the different business-type activities of the City and each function of the City's governmental activities. Direct expenses are those that are specifically associated with a program or function and, therefore, are clearly identifiable to a particular function. Program revenues include (a) fees, fines, and charges paid by the recipients of goods or services offered by the programs and (b) grants and contributions that are restricted to meeting the operational or capital requirements of a particular program. Revenues that are not classified as program revenues, including all taxes, are presented as general revenues.

*Fund Financial Statements:*

The fund financial statements provide information about the City's funds. Separate statements for each fund category - governmental and proprietary are presented. The emphasis of fund financial statements is on major governmental and enterprise funds, each displayed in a separate column. All remaining governmental and enterprise funds are aggregated and reported as non-major funds.

Proprietary fund operating revenues, such as charges for services, result from exchange transactions associated with the principal activity of the fund. Exchange transactions are those in which each party receives and gives up essentially equal values. Non-operating revenues, such as subsidies and investment earnings, result from non-exchange transactions or ancillary activities.

**CITY OF COLUMBIA, ILLINOIS**  
**NOTES TO FINANCIAL STATEMENTS**  
**YEAR ENDED APRIL 30, 2020**  
*(Continued)*

**NOTE 1 - Summary of Significant Accounting Policies - Continued**

**B. Basis of Presentation and Basis of Accounting - Continued**

**Governmental Funds**

The City has presented the following major governmental funds:

*General Fund:*

The General Fund is the main general operating fund of the City. It is used to account for all financial resources except those required to be accounted for in another fund. All general tax revenues and other receipts that are not restricted by law or contractual agreement to some other fund are accounted for in this fund. General operating expenditures, including public safety, street maintenance and parks expenditures, that are not paid through other funds are paid from the General Fund.

*Library Fund:*

The Library Fund is used to account for the funds received from real estate taxes levied for the support and maintenance of the City's public library. The proceeds of this specific revenue source are legally restricted to expenditures for the support and maintenance of the library.

*Capital Development Fund:*

The Capital Development Fund is used to account for the receipt of utility taxes and expenditures for various construction and renovation projects within the City.

*Tax Increment Financing Fund:*

The Tax Increment Financing Fund is used to account for the real estate taxes received from entities within the Tax Increment Financing District and the rebates paid to these entities per individual agreements.

*Alternative Revenue PIB Fund:*

The Alternative Revenue PIB Fund is used to account for funds received through the issuance of bonds and the construction of projects within the City as specified in the bond ordinance.

The non-major funds are aggregated and consist of the following:

*Special Revenue Funds:*

These funds are used to account for the proceeds of specific revenue sources that are legally restricted to expenditures for specified purposes.

*Capital Projects Funds:*

The Capital Projects Funds are used to account for financial resources to be used for the acquisition or construction of major capital facilities (other than those financed by proprietary funds).

*Debt Service Funds:*

The Debt Service Funds are used to account for the accumulation of resources for the payment of principal, interest and related costs on general long-term debt.

**CITY OF COLUMBIA, ILLINOIS**  
**NOTES TO FINANCIAL STATEMENTS**  
**YEAR ENDED APRIL 30, 2020**  
*(Continued)*

**NOTE 1 - Summary of Significant Accounting Policies - Continued**

**B. Basis of Presentation and Basis of Accounting – Continued**

**Proprietary Funds**

Proprietary Funds are accounted for using the economic resources measurement focus and the accrual basis of accounting. The accounting objectives are determinations of net income, financial position and cash flow. All assets and liabilities are included in the Statement of Net Position. Proprietary funds distinguish operating revenues and expenses from non-operating items. Operating revenues and expenses generally result from providing services and producing and delivering goods in connection with a proprietary fund's principal ongoing operations. Operating expenses for the proprietary funds include the cost of personal and contractual services, supplies and depreciation on capital assets. All revenues and expenses not meeting this definition are reported as non-operating revenues and expenses. The City has chosen to report all proprietary funds as major as this provides the most meaningful presentation for them.

The proprietary funds of the City are described as follows:

*Water and Sewer Fund:*

The Water and Sewer Fund is used to account for the providing of water and sewer services to the residents of the City. Activities of the fund include administration, operations and maintenance of the water and sewer system and billing and collection activities. The fund also accounts for the accumulation of resources for, and the payment of, long-term debt principal and interest for water and sewer debt. All costs are financed through charges to utility customers with rates reviewed regularly and adjusted if necessary to ensure integrity of the funds.

*Garbage Fund:*

The Garbage Fund is used to account for the operations of solid waste collection and disposal services. A majority of the costs are financed through charges to the residents of the City of Columbia.

*Ambulance Fund:*

The Ambulance Fund is used to account for the operations of ambulance services to the residents of the City. A majority of the costs are financed through charges to the patients serviced by the City's ambulance service and sharing of real estate taxes levied by Monroe County.

**Fiduciary Funds (Not included in Government-Wide Financial Statements)**

The Pension and Other Employee Benefit Trust Funds report resources that are required to be held in trust for the members and beneficiaries of defined benefit plans, defined contribution plans, other post-employment benefit plans or other employee benefit plans. The City has one fund that falls into this category: Police Pension. The City of Columbia also has one private-purpose trust fund which accounts for the trust agreement of the Charles Todd Jr. – Warderman Cemetery Memorial Escrow/Trust. Principal and income of the trust may be used according to the specific purposes of the agreement.

Agency Funds are used to report resources held in a purely custodial capacity for individuals or organizations outside the reporting government. The City does not have any agency funds to report.

**Measurement Focus, Basis of Accounting**

Measurement focus refers to what is being measured; basis of accounting refers to when revenues and expenditures are recognized in the accounts and reported in the financial statements. Basis of accounting relates to the timing of the measurement made, regardless of the measurement focus applied.

**CITY OF COLUMBIA, ILLINOIS**  
**NOTES TO FINANCIAL STATEMENTS**  
**YEAR ENDED APRIL 30, 2020**  
*(Continued)*

**NOTE 1 - Summary of Significant Accounting Policies - Continued**

**B. Basis of Presentation and Basis of Accounting – Continued**

**Measurement Focus, Basis of Accounting – Continued**

The governmental and proprietary fund financial statements are reported using the economic resources measurement focus. The proprietary fund financial statements are reported using the accrual basis of accounting. Revenues are recorded when earned and expenses are recorded at the time liabilities are incurred, regardless of when the related cash flows take place. Non-exchange transactions, in which the City gives (or receives) value without directly receiving (or giving) equal value in exchange, include property taxes, grants, entitlements, and donations. On an accrual basis, revenue from property taxes is recognized in the fiscal year for which the taxes are levied. Revenue from grants, entitlements, and donations is recognized in the fiscal year in which all eligibility requirements have been satisfied.

**Governmental Fund Financial Statements**

Governmental funds are reported using the current financial resources measurement focus and the modified accrual basis of accounting. Under this method, revenues are recognized when measurable and available. The City considers all revenues reported in the governmental funds to be available if the revenues are collected within sixty days after year-end. Property taxes, sales taxes, franchise taxes, licenses, and interest are considered to be susceptible to accrual. Expenditures are recorded when the related fund liability is incurred, except for principal and interest on general long-term debt, claims and judgments, and compensated absences, which are recognized as expenditures to the extent they have matured. General capital asset acquisitions are reported as expenditures in governmental funds. Proceeds of general long-term debt and acquisitions under capital leases are reported as other financing sources.

Under the terms of grant agreements, the City funds certain programs by a combination of specific cost-reimbursement grants, categorical block grants and general revenues. Thus, when program expenses are incurred, there are both restricted and unrestricted net positions available to finance the program. It is the City's policy to first apply cost-reimbursement grant resources to such programs, followed by categorical block grants, and then by general revenues.

When both restricted and unrestricted resources are available for use, it is the City's policy to use restricted resources first, then unrestricted resources as needed.

All governmental and business-type activities and enterprise funds of the City follow Statements and Interpretations issued on or before November 30, 1989, Accounting Principles Board Opinions, and Accounting Research Bulletins, unless those pronouncements conflict with GASB pronouncements.

**Fund Balance Classification**

The governmental fund financial statements present fund balances based on classifications that comprise a hierarchy that is based primarily on the extent to which the City is bound to honor constraints on the specific purposes for which amounts in respective governmental funds can be spent. The classifications used in the governmental fund financial statements are as follows:

**Nonspendable** – This classification includes amounts that cannot be spent because they are either (a) not in spendable form or (b) are legally or contractually required to be maintained intact.

**Restricted** – This classification includes amounts for which constraints have been placed on the use of the resources either (a) externally imposed by creditors (such as through a debt covenant), grantors, contributors, or laws or regulations of other governments, or (b) imposed by law through constitutional provisions or enabling legislation.

**CITY OF COLUMBIA, ILLINOIS**  
**NOTES TO FINANCIAL STATEMENTS**  
**YEAR ENDED APRIL 30, 2020**  
*(Continued)*

**NOTE 1 - Summary of Significant Accounting Policies - Continued**

**B. Basis of Presentation and Basis of Accounting – Continued**

**Fund Balance Classification - Continued**

Committed – This classification includes amounts that can be used only for specific purposes pursuant to constraints imposed by formal action of the Board of Aldermen. These amounts cannot be used for any other purpose unless the Board of Aldermen removes or changes the specified use by taking the same type of action (ordinance or resolution) that was employed when the funds were initially committed.

Assigned – This classification includes amounts that are constrained by the City's intent to be used for a specific purpose but are neither restricted nor committed.

Unassigned – This classification includes residual fund balance for the General Fund as well as negative residual fund balance of any other governmental fund that cannot be eliminated by offsetting of Assigned fund balance amounts.

The City would typically use restricted fund balances first, followed by committed resources, and then assigned resources, as appropriate opportunities arise, but reserves the right to selectively spend unassigned resources first to defer the use of these other classified funds.

**Subsequent Events**

In preparing these financial statements, the City has evaluated events and transactions for potential recognition or disclosure through December 21, 2020, the date the financial statements were available to be issued.

**C. Assets, Liabilities and Net Position**

**Deposits and Investments**

Investment balances, which consist of money market accounts, certificates of deposits, government securities, municipal bonds, corporate notes, mutual funds and savings accounts are stated at fair market value.

**Cash and Cash Equivalents**

The City considers cash and cash equivalents in governmental and proprietary funds to be cash on hand and demand deposits.

**Receivables**

All trade and property tax receivables are shown net of an allowance for uncollectible accounts.

**Property Taxes**

The City's 2018 property tax levy was passed by the City on December 17, 2018. Property taxes attach as an enforceable lien on property as of January 1. Taxes were payable by two counties and all distributions were received in by April 30, 2020 for taxes payable in 2019.

The City's 2019 property tax levy was passed by the City on December 16, 2019.



**CITY OF COLUMBIA, ILLINOIS**  
**NOTES TO FINANCIAL STATEMENTS**  
**YEAR ENDED APRIL 30, 2020**  
*(Continued)*

**NOTE 1 - Summary of Significant Accounting Policies - Continued**

**C. Assets, Liabilities and Net Position – Continued**

**Inventories and Prepaid Items**

Inventories consist of expendable supplies held for consumption and are stated on a first-in, first-out basis. Certain payments to vendors reflect costs applicable to future reporting periods and are recorded as prepaid items.

**Capitalized Interest**

The City capitalizes net interest costs and interest earned as part of the cost of constructing various projects when material in amount.

**Capital Assets**

Capital assets, which include property, plant, equipment and infrastructure assets, are reported in the applicable columns in the government-wide financial statements and in the fund financial statements for proprietary funds. Purchased or constructed capital assets are reported at cost or estimated historical cost. Donated fixed assets are recorded at their estimated fair value at the date of donation. The City records infrastructure accounting within the guidelines promulgated by GASB 34 for governments of this size. The cost of normal maintenance and repairs that do not add to the value of the asset or materially extend assets' lives are not capitalized.

Capital assets are depreciated using the straight-line method over the following estimated useful lives:

<u>Asset Class</u>	<u>Estimated Useful Lives</u>
Infrastructure	30, 40 & 50
Buildings	25
Equipment	7, 10 & 15

When assets are disposed, the cost and applicable accumulated depreciation are removed from the respective accounts, and the resulting gain or loss is recorded in operations.

**Deferred Outflows/Inflows of Resources**

In additions to assets, the Statement of Net Position will periodically report a separate section for deferred outflows of resources. This separate financial statement element, deferred outflows of resources, represents a consumption of net position that applies to a future period(s) and so will not be recognized as an outflow of resources (expense) until then. The City has one item which qualifies as a deferred outflow of resources which are pension related.

In addition to liabilities, the Statement of Net Position will periodically, report a separate section for deferred inflows of resources. This separate financial statement element, deferred inflows of resources, represents an acquisition of net position that applies to a future period(s) and so will not be recognized as an inflow of resources (revenue) until that time. Unavailable revenues in governmental funds include receivables not "available" to finance the current period. The City has three items which qualify as a deferred inflow of resources which are property taxes levied but not collected and pension related items.

**CITY OF COLUMBIA, ILLINOIS**  
**NOTES TO FINANCIAL STATEMENTS**  
**YEAR ENDED APRIL 30, 2020**  
*(Continued)*

**NOTE 1 - Summary of Significant Accounting Policies - Continued**

**C. Assets, Liabilities and Net Position – Continued**

**Accrued Compensated Absences**

Personnel policies of the City provide for vacation and sick pay. A liability for compensated absences reported in the government-wide financial statements consists of unpaid accumulated vacation and sick time balances.

**Budget**

City ordinance requires that a legally adopted annual budget be prepared for all funds. The City Administrator compiles a budget of estimated revenues and expenditures for the City and submits the budget to the City Council prior to May 1 each year. Copies of the proposed budget are made available for public inspection for at least 10 days prior to passage of the budget. A public hearing is held on the budget by the City Council. Notice of the hearing is given by publication in a newspaper with general circulation in the City.

The legal level of budgetary control is defined as the budgeted appropriation amount at the program level of expenditures within a department.

**NOTE 2 - Cash and Investments**

The City has adopted a formal written investment and cash management policy. The City is restricted to investments outlined in the Public Funds Investment Act of the State of Illinois.

**Deposits**

At April 30, 2020, the carrying amount of the City's deposits was \$12,407,587 including fiduciary funds of \$39,995. The bank balance was \$12,769,392 the deposits are categorized in accordance with risk factors created by governmental reporting standards. At April 30, 2020, the City held \$239,999 in uncollateralized funds.

All deposits were covered by federal depository insurance or collateral held by the financial institution pledged in the City's name. In addition, monies are invested in fully collateralized time deposits in Illinois financial institutions, in collateralized repurchase agreements, and in treasury mutual funds that invest in U.S. Treasury obligations and collateralized repurchase agreements.

**CITY OF COLUMBIA, ILLINOIS**  
**NOTES TO FINANCIAL STATEMENTS**  
**YEAR ENDED APRIL 30, 2020**  
*(Continued)*

**NOTE 2 - Cash and Investments - Continued**

**Investments**

At April 30, 2020, the carrying amount of the City's investments was \$7,698,370 including fiduciary funds of \$6,856,066. Investments maturity dates consist of the following at April 30, 2020:

	<u>Fair Value</u>	<u>Less than 1</u>	<u>1 to 5</u>	<u>5 to 10</u>	<u>More than 10</u>
Money Market Funds	\$ 45,083	\$ 45,083	\$ -	\$ -	\$ -
Certificates of Deposit	842,304	842,304	-	-	-
Government Securities	2,300,526	205,938	953,737	427,818	713,033
Corporate Notes	1,419,561	90,507	575,406	316,326	437,322
Mutual Funds	<u>3,090,896</u>	<u>3,090,896</u>	<u>-</u>	<u>-</u>	<u>-</u>
	<u>\$7,698,370</u>	<u>\$4,274,728</u>	<u>\$1,529,143</u>	<u>\$744,144</u>	<u>\$1,150,355</u>

The custodial credit risk for deposits is the risk that in the event of bank failure, the City's deposits may not be covered. The City has an investment policy that addresses custodial credit risk. All certificates of deposit are covered by federal depository insurance or collateral held by the financial institution pledged in the City's name.

Interest rate risk is the risk that changes in interest rates will adversely affect the fair value of an investment. The City has a formal investment policy that limits investment maturities as a means of managing its exposure to fair value losses arising from changing interest rates.

Concentration of credit risk is the risk of loss attributed to the magnitude of an entity's investment in a single issuer. The City places no limit on the amount the City may invest in any one issuer.

Credit ratings of debt securities at April 30, 2020 are as follows:

	<u>AAA</u>	<u>AA</u>	<u>A</u>	<u>BBB</u>	<u>Unrated</u>	<u>Total</u>
Money Market Funds	\$ -	\$ -	\$ -	\$ -	\$ 45,083	\$ 45,083
Certificates of Deposit	-	-	-	-	842,304	842,304
Government Securities	300,890	306,514	-	-	1,693,122	2,300,526
Corporate Notes	61,721	115,939	420,847	821,054	-	1,419,561
Mutual Funds	<u>-</u>	<u>-</u>	<u>-</u>	<u>-</u>	<u>3,090,896</u>	<u>3,090,896</u>
	<u>\$ 362,611</u>	<u>\$ 422,453</u>	<u>\$ 420,847</u>	<u>\$821,054</u>	<u>\$5,671,405</u>	<u>\$7,698,370</u>

**CITY OF COLUMBIA, ILLINOIS**  
**NOTES TO FINANCIAL STATEMENTS**  
**YEAR ENDED APRIL 30, 2020**  
*(Continued)*

**NOTE 3 - Capital Assets**

The following provides a summary of the changes in capital assets for the governmental activities during the year ended April 30, 2020:

	<u>Beginning Balances</u>	<u>Increases</u>	<u>Decreases</u>	<u>Ending Balances</u>
<b>Governmental Activities:</b>				
<i>Capital Assets Not Being Depreciated:</i>				
Land	\$ 972,888	\$ -	\$ -	\$ 972,888
Construction in Progress	<u>845,460</u>	<u>569,374</u>	<u>227,441</u>	<u>1,187,393</u>
Total Capital Assets Not Being Depreciated	<u>1,818,348</u>	<u>569,374</u>	<u>227,441</u>	<u>2,160,281</u>
<i>Capital Assets Being Depreciated:</i>				
Buildings and Infrastructure	22,123,540	447,281	-	22,570,821
Park Improvements & Equipment	1,999,075	38,597	-	2,037,672
Equipment	5,671,376	281,702	-	5,953,078
Land Improvements	<u>36,894</u>	<u>-</u>	<u>-</u>	<u>36,894</u>
Total Capital Assets Being Depreciated	<u>29,830,885</u>	<u>767,580</u>	<u>-</u>	<u>30,598,465</u>
Less Accumulated Depreciation for:				
Buildings and Infrastructure	7,567,105	571,753	-	8,138,858
Park Improvements & Equipment	1,011,377	95,873	-	1,107,250
Equipment	4,443,135	366,223	-	4,809,358
Land Improvements	<u>25,826</u>	<u>2,460</u>	<u>-</u>	<u>28,286</u>
Total Accumulated Depreciation	<u>13,047,443</u>	<u>1,036,309</u>	<u>-</u>	<u>14,083,752</u>
Total Capital Assets Being Depreciated, Net	<u>16,783,442</u>	<u>(268,729)</u>	<u>-</u>	<u>16,514,713</u>
Governmental Activities Capital Assets, Net	<u>\$ 18,601,790</u>	<u>\$ 300,645</u>	<u>\$ 227,441</u>	<u>\$ 18,674,994</u>

Depreciation expense was charged to functions as follows:

General Government	\$ 549,398
Public Safety	148,034
Highways and Streets	240,544
Culture and Recreation	<u>98,333</u>
	<u>\$ 1,036,309</u>

**CITY OF COLUMBIA, ILLINOIS**  
**NOTES TO FINANCIAL STATEMENTS**  
**YEAR ENDED APRIL 30, 2020**  
*(Continued)*

**NOTE 3 - Capital Assets - Continued**

The following provides a summary of the changes in capital assets for the business-type activities during the year ended April 30, 2020:

	<u>Beginning</u> <u>Balances</u>	<u>Increases</u>	<u>Decreases</u>	<u>Ending</u> <u>Balances</u>
<b>Business-Type Activities:</b>				
<i>Capital Assets Not Being Depreciated:</i>				
Land	\$ 2,724	\$ -	\$ -	\$ 2,724
<i>Capital Assets Being Depreciated:</i>				
Water and Sewer Plant	13,148,803	1,359,806	-	14,508,609
Equipment - Water and Sewer	1,634,422	242,730	53,500	1,823,652
Equipment - Ambulance	<u>950,532</u>	<u>38,149</u>	<u>-</u>	<u>988,681</u>
Total Capital Assets Being Depreciated	<u>15,733,757</u>	<u>1,640,685</u>	<u>53,500</u>	<u>17,320,942</u>
Less Accumulated Depreciation for:				
Water and Sewer Plant	5,540,759	244,018	-	5,784,777
Equipment - Water and Sewer	1,127,642	160,264	53,500	1,234,406
Equipment - Ambulance	<u>627,460</u>	<u>57,991</u>	<u>-</u>	<u>685,451</u>
Total Accumulated Depreciation	<u>7,295,861</u>	<u>462,273</u>	<u>53,500</u>	<u>7,704,634</u>
Total Capital Assets Being Depreciated, Net	<u>8,437,896</u>	<u>1,178,412</u>	<u>-</u>	<u>9,616,308</u>
Business-Type Activities Capital Assets, Net	<u>\$ 8,440,620</u>	<u>\$ 1,178,412</u>	<u>\$ -</u>	<u>\$ 9,619,032</u>

Depreciation expense was charged to functions as follows:

Water and Sewer	\$ 404,282
Ambulance	<u>57,991</u>
	<u>\$ 462,273</u>

**CITY OF COLUMBIA, ILLINOIS**  
**NOTES TO FINANCIAL STATEMENTS**  
**YEAR ENDED APRIL 30, 2020**  
*(Continued)*

**NOTE 4 - Long-Term Debt**

A. The following is a summary of the changes in long-term debt for the governmental and business-type activities for the year ended April 30, 2020:

	<u>Beginning Balance</u>	<u>Additions</u>	<u>Retirement</u>	<u>Ending Balance</u>	<u>Due Within One Year</u>
<b>Governmental Activities:</b>					
2007 Tax Increment Financing					
District Revenue Bonds	\$ 165,000	\$ -	\$ 165,000	\$ -	\$ -
2015 General Obligation					
Capital Projects and					
Refunding Bonds	3,900,000	-	330,000	3,570,000	335,000
2016 General Obligation Bonds	300,000	-	75,000	225,000	75,000
Capital Leases Payable	<u>290,308</u>	<u>28,185</u>	<u>133,430</u>	<u>185,063</u>	<u>110,312</u>
<b>Total Governmental Activities:</b>	<b><u>\$ 4,655,308</u></b>	<b><u>\$ 28,185</u></b>	<b><u>\$ 703,430</u></b>	<b><u>\$ 3,980,063</u></b>	<b><u>\$ 520,312</u></b>
<b>Business Activities:</b>					
Capital Leases Payable	<u>\$ 266,784</u>	<u>\$ -</u>	<u>\$ 66,784</u>	<u>\$ 200,000</u>	<u>\$ 47,977</u>

**B. 2007 Tax Increment Financing City Revenue Bonds**

The City issued Tax Increment Financing District Revenue Bonds dated April 15, 2007 and issued May 15, 2007 for the purpose of funding a portion of that certain 2005 extension of the Admiral Parkway Redevelopment Plan and Project of the City. The bonds bear interest at 4.75% payable semiannually on May 15 and November 15 beginning November 15, 2007. The bonds will be paid solely from the Admiral Parkway TIF District incremental tax revenues which are dedicated to that use and purpose (being 10 commercial lots in the Admiral Trost Development Subdivision in the Admiral Parkway TIF District). To the extent that the incremental tax revenues created by the development of the property in the City's Admiral Trost Parkway TIF District pledged to payment of the principal and interest due on the bonds are insufficient, Budnick Converting, Inc. provides an Absolute Guarantee of Payment by agreement dated July 7, 2007.

The City reserves the right to pay and redeem any or all of the bonds on any interest payment date prior to their maturity, at a price of par plus interest accrued to date of redemption, in inverse order of maturity dates and by lot within a maturity in multiples of \$5,000 if less than all the bonds of that maturity are called. Said bonds are not and shall not become an indebtedness or obligation of the City within the meaning of any constitutional or statutory provision or limitation.

The bonds were paid off during fiscal year 2020.

**CITY OF COLUMBIA, ILLINOIS**  
**NOTES TO FINANCIAL STATEMENTS**  
**YEAR ENDED APRIL 30, 2020**  
*(Continued)*

**NOTE 4 - Long-Term Debts – Continued**

**C. 2015 General Obligation and Refunding Bonds**

The City issued General Obligation and Refunding Bonds (Public Utility Taxes Alternate Revenue Source) on February 17, 2015 in the initial offering amount of \$5,135,000. The bonds outstanding as of April 30, 2020 total \$3,570,000 and bear interest at a 2.64% rate payable semiannually.

The Bonds were issued to fund various capital projects and to refund \$4,525,000 General Obligation Capital Projects and Refunding Bonds dated May 1, 2008. The 2015 General Obligation and Refunding Bonds are callable.

The following is a schedule of the general obligation bonds outstanding:

	<u>Principal</u>	<u>Interest</u>	<u>Total</u>
06/01/2020	\$ --	\$ 47,124	\$ 47,124
12/01/2020	335,000	47,124	382,124
06/01/2021	--	42,702	42,702
12/01/2021	345,000	42,702	387,702
06/01/2022	--	38,148	38,148
12/01/2022	355,000	38,148	393,148
06/01/2023	--	33,462	33,462
12/01/2023	375,000	33,462	408,462
06/01/2024	--	28,512	28,512
12/01/2024	395,000	28,512	423,512
06/01/2025	--	23,298	23,298
12/01/2025	405,000	23,298	428,298
06/01/2026	--	17,952	17,952
12/01/2026	405,000	17,952	422,952
06/01/2027	--	12,606	12,606
12/01/2027	420,000	12,606	432,606
06/01/2028	--	7,062	7,062
12/01/2028	265,000	7,062	272,062
06/01/2029	--	3,564	3,564
12/01/2029	<u>270,000</u>	<u>3,564</u>	<u>273,564</u>
	<u>\$3,570,000</u>	<u>\$508,860</u>	<u>\$4,078,860</u>

**CITY OF COLUMBIA, ILLINOIS**  
**NOTES TO FINANCIAL STATEMENTS**  
**YEAR ENDED APRIL 30, 2020**  
*(Continued)*

**NOTE 4 - Long-Term Debts – Continued**

**D. 2016 General Obligation Bonds**

The City issued General Obligation Bonds Series 2016 on December 27, 2016 in the initial offering amount of \$450,000. The bonds outstanding as of April 30, 2020 total \$225,000 and bear interest at rates between 2.20% and 2.00% payable annually.

The bonds were issued to fund various municipal building improvements, major repairs and renovations, emergency response equipment and infrastructure, equipment and capital improvements for city parks and trails, and street improvements projects.

The following is a schedule of the general obligation bonds outstanding:

	<u>Principal</u>	<u>Interest</u>	<u>Total</u>
06/01/2020	\$ --	\$2,100	\$ 2,100
12/01/2020	75,000	2,100	77,100
06/01/2021	--	1,463	1,463
12/01/2021	75,000	1,463	76,463
06/01/2022	--	750	750
12/01/2022	<u>75,000</u>	<u>750</u>	<u>75,750</u>
	<u>\$225,000</u>	<u>\$8,626</u>	<u>\$233,626</u>

The following is a summary of bond principal maturities interest requirements:

<u>Year Ending</u> <u>April 30,</u>	<u>Governmental</u> <u>Activities</u>
2021	\$ 508,448
2022	508,330
2023	507,796
2024	441,924
2025	452,024
2026	451,596
2027	440,904
2028	445,212
2029	279,124
2030	<u>277,128</u>
Total Principal and Interest	4,312,486
Less Interest	<u>( 517,486)</u>
	<u>\$3,795,000</u>



**CITY OF COLUMBIA, ILLINOIS**  
**NOTES TO FINANCIAL STATEMENTS**  
**YEAR ENDED APRIL 30, 2020**  
*(Continued)*

**NOTE 4 - Long-Term Debts – Continued**

**E. Capital Leases**

The City has entered into agreements to lease various equipment. Such agreements are purchases (capital leases) and are reported as capital leases payable.

Leased equipment under capital leases in capital assets at April 30, 2020, includes the following:

Equipment	\$986,706
Accumulated Depreciation	<u>364,437</u>
Net	<u>\$622,269</u>

The following is a schedule of capital leases payable at April 30, 2020:

<u>Fiscal Year Ended</u>	<u>Principal</u>	<u>Interest</u>	<u>Total</u>
2021	\$ 158,289	\$ 15,517	\$ 173,806
2022	117,356	7,045	124,401
2023	59,291	2,672	61,963
2024	<u>50,127</u>	<u>539</u>	<u>50,666</u>
	<u>\$ 385,063</u>	<u>\$ 25,773</u>	<u>\$ 410,836</u>

**F. Legal Debt Margin**

At April 30, 2020, the legal debt margin of the City was as follows:

Assessed Valuation – 2019	<u>\$300,420,937</u>
Legal Debt Margin %	<u>8.625%</u>
Legal Debt Margin	\$ 25,912,082
Less: Debt Outstanding	<u>( 3,795,000)</u>
Debt Margin	<u>\$ 22,117,082</u>

The assessed valuation is based upon 2019 assessed valuation as the 2020 assed valuations were not available as the date of these financial statements.

**CITY OF COLUMBIA, ILLINOIS**  
**NOTES TO FINANCIAL STATEMENTS**  
**YEAR ENDED APRIL 30, 2020**  
*(Continued)*

**NOTE 5 - Pension Plans**

**A. Illinois Municipal Retirement Fund**

*Plan Description*

The employer’s defined benefit pension plan for Regular employees provides retirement and disability benefits, post retirement increases, and death benefits to plan members and beneficiaries. The employer plan is affiliated with the Illinois Municipal Retirement Fund (IMRF), an agent multiple-employer plan. Benefit provisions are established by statute and may only be changed by the General Assembly of the State of Illinois. IMRF issues a publicly available financial report that includes financial statements and required supplementary information. That report may be obtained on-line at [www.imrf.org](http://www.imrf.org).

*Funding Policy*

As set by statute, the employer Regular plan members are required to contribute 4.50% of their annual covered salary. The statute requires employers to contribute the amount necessary, in addition to member contributions, to finance the retirement coverage of its own employees. The employer contribution rate for calendar year 2019 was 5.30% of annual covered payroll. The employer also contributes for disability benefits, death benefits and supplemental retirement benefits, all of which are pooled at the IMRF level. Contribution rates for disability and death benefits are set by the IMRF Board of Trustees, while the supplemental retirement benefits rate is set by statute.

The City does not provide post-employment benefits to eligible retirees, terminated employees or their dependents.

Employees not qualifying for coverage under the Illinois Municipal Retirement Fund are considered “non-participating employees”. These employees and those qualifying for coverage under the Illinois Municipal Retirement Fund are covered under Social Security. The City paid the total required contribution for the current fiscal year on total payroll.

**Employees Covered by Benefit Terms**

As of December 31, 2019, the following employees were covered by the benefit terms:

	IMRF
Retirees and Beneficiaries currently receiving benefits	47
Inactive Plan Members entitled to but not yet receiving benefits	33
Active Plan members	49
Total	129

**Contributions**

As set by statute, the City’s Regular Plan Members are required to contribute 4.5% of their annual covered salary. The statute requires employers to contribute the amount necessary, in addition to member contributions, to finance the retirement coverage of its own employees. The City’s annual contribution rate for calendar year 2019 was 5.30%. For the calendar year ended 2019, the City contributed \$132,418 to the plan. The City also contributes for disability benefits, death benefits, and supplemental retirement benefits, all of which are pooled at the IMRF level. Contribution rates for disability and death benefits are set by IMRF’s Board of Trustees, while the supplemental retirement benefits rate is set by statute.

**CITY OF COLUMBIA, ILLINOIS**  
**NOTES TO FINANCIAL STATEMENTS**  
**YEAR ENDED APRIL 30, 2020**  
*(Continued)*

**NOTE 5 - Pension Plans - Continued**

**A. Illinois Municipal Retirement Fund – Continued**

**Net Pension Liability**

The City's net pension liability was measured as of December 31, 2019. The total pension liability used to calculate the net pension liability was determined by an actuarial valuation as of that date.

**Actuarial Assumptions**

The following are the methods and assumptions used to determine total pension liability at December 31, 2019:

- The **Actuarial Cost Method** was used Entry Age Normal.
- The **Asset Valuation Method used was** Market Value of Assets.
- The **Inflation Rate** was assumed to be 2.50%.
- **Salary Increases** were expected to be 3.35% to 14.25%.
- The **Investment Rate of Return** was assumed to be 7.25%.
- **Projected Retirement Age** was from the Experience-based table of rates, specific to the type of eligibility condition, last updated for the 2017 valuation according to an experience study from the years 2014 to 2016.
- For **Non-disabled Retirees**, an IMRF-specific mortality tables was used with fully generational projection scale MP-2017 (base year 2015). The IMRFT specific rates were developed from the RP-2014 Blue Collar Health Annuitant Mortality Table with adjustments to match current IMRF experience.
- For **Disabled Retirees**, an IMRF-specific mortality table was used with fully generational projection scale MP-2017 (base year 2015). The IMRF-specific rates were developed from the RP-2014 Disabled Retirees Mortality Table, the same adjustments that were applied for non-disabled lives.
- For **Active Members**, an IMRF-specific mortality table was used with fully generational projection scale MP-2017 (base year 2015). The IMRF-specific rates were developed from the RP-2014 Employee Mortality table with adjustments to match current IMRF experience.
- There were no benefit changes during the year.

**Single Discount Rate**

A Single Discount Rate of 7.25% was used to measure the total pension liability. The projection of cash flow used to determine the Single Discount Rate assumed that the plan members' contributions will be made at the current contribution rate, and that employer contributions will be made at rates equal to the difference between actuarially determined contribution rates and the member rate. The Single Discount Rate reflects:

1. The long-term expected rate of return on pension plan investments (during the period in which the fiduciary net position is projected to be sufficient to pay benefits), and
2. The tax-exempt municipal bond rate based on an index of 20-year general obligation bonds with an average AA credit rating (which is published by the Federal Reserve) as of the measurement date (to the extent that the plan's projected fiduciary net position is not sufficient to pay benefits).

For the purpose of the most recent valuation, the expected rate of return on plan investments is 7.25%, the municipal bond rate is 2.75%, and the resulting single discount rate is 7.25%.

**CITY OF COLUMBIA, ILLINOIS**  
**NOTES TO FINANCIAL STATEMENTS**  
**YEAR ENDED APRIL 30, 2020**  
*(Continued)*

**NOTE 5 - Pension Plans - Continued**

**A. Illinois Municipal Retirement Fund– Continued**

**Changes in the Net Pension Liability**

	<b>Total Pension Liability</b>	<b>Plan Fiduciary Net Position</b>	<b>Net Pension (Asset)/Liability</b>
	<u>(A)</u>	<u>(B)</u>	<u>(A) - (B)</u>
<b>Balances at December 31, 2018</b>	\$ 13,902,853	\$ 12,976,007	\$ 926,846
<b>Changes for the year:</b>			
Service Cost	249,059	-	249,059
Interest on the Total Pension Liability	991,820	-	991,820
Changes of Benefit Terms	-	-	-
Differences Between Expected and Actual Experience of the Total Pension Liability	(58,228)	-	(58,228)
Changes of Assumptions	-	-	-
Contributions - Employer	-	132,418	(132,418)
Contributions - Employees	-	112,430	(112,430)
Net Investment Income	-	2,349,712	(2,349,712)
Benefit Payments, including Refunds of Employee Contributions	(694,219)	(694,219)	-
Other (Net Transfer)	-	(150,804)	150,804
Net Changes	<u>488,432</u>	<u>1,749,537</u>	<u>(1,261,105)</u>
<b>Balances at December 31, 2019</b>	<u>\$ 14,391,285</u>	<u>\$ 14,725,544</u>	<u>\$ (334,259)</u>

**Sensitivity of the Net Pension Liability to Changes in the Discount Rate**

The following presents the plan's net pension liability, calculated using a Single Discount Rate of 7.25%, as well as what the plan's net pension liability would be if it were calculated using a Single Discount Rate that is 1% lower or 1% higher.

	<b>1% Lower</b>	<b>Current Discount Rate</b>	<b>1% Higher</b>
	<u>6.25%</u>	<u>7.25%</u>	<u>8.25%</u>
Total Pension Liability	\$ 16,078,478	\$ 14,391,285	\$ 13,001,805
Plan Fiduciary Net Position	<u>14,725,544</u>	<u>14,725,544</u>	<u>14,725,544</u>
<b>Net Pension Liability/(Asset)</b>	<u>\$ 1,352,934</u>	<u>\$ (334,259)</u>	<u>\$ (1,723,739)</u>

CITY OF COLUMBIA, ILLINOIS  
 NOTES TO FINANCIAL STATEMENTS  
 YEAR ENDED APRIL 30, 2020  
 (Continued)

**NOTE 5 - Pension Plans - Continued**

**A. Illinois Municipal Retirement Fund– Continued**

**Pension Expense, Deferred Outflows of Resources, and Deferred Inflows of Resources Related to Pensions**

For the year ended April 30, 2020, the City recognized pension expense of \$159,091. At April 30, 2020, the City reported deferred outflows or resources and deferred inflows of resources related to pensions from the following sources:

<b>Deferred Amounts Related to Pensions</b>	<b>Deferred Outflows of Resources</b>	<b>Deferred Inflows of Resources</b>
<b><i>Deferred Amounts to be Recognized in Pension Expense in Future Periods</i></b>		
Differences between expected and actual experience	\$ 165,500	\$ 154,243
Changes of assumptions	195,665	150,163
Net difference between projected and actual earnings on pension plan investments	<u>995,181</u>	<u>1,592,389</u>
Total Deferred Amounts to be recognized in pension expense in future periods	<u>1,356,346</u>	<u>1,896,795</u>
<b><i>Pension Contributions made subsequent to the Measurement Date</i></b>	<u>121,038</u>	<u>-</u>
<b>Total Deferred Amounts Related to Pensions</b>	<b><u>\$ 1,477,384</u></b>	<b><u>\$ -</u></b>

Amounts reported as deferred outflows of resources and deferred inflows of resources related to pensions will be recognized in pension expense in future periods as follows:

<u>Year Ending December 31</u>	<u>Net Deferred Outflows of Resources</u>
2020	\$ (172,792)
2021	(138,626)
2022	58,237
2023	<u>(287,268)</u>
Total	<b><u>\$ (540,449)</u></b>

**CITY OF COLUMBIA, ILLINOIS**  
**NOTES TO FINANCIAL STATEMENTS**  
**YEAR ENDED APRIL 30, 2020**  
*(Continued)*

**NOTE 5 - Pension Plans - Continued**

**A. Illinois Municipal Retirement Fund – Continued**

**Schedule of Changes in the Net Pension Liability and Related Ratios**  
**Most Recent Calendar Years**

Calendar Year Ended December 31,	<u>2019</u>	<u>2018</u>	<u>2017</u>	<u>2016</u>	<u>2015</u>
<b>Total Pension Liability</b>					
Service Cost	\$ 249,059	\$ 236,704	\$ 254,671	\$ 252,945	\$ 241,064
Interest on the Total Pension Liability	991,820	932,424	920,255	885,883	831,075
Differences Between Expected and Actual Experience of the Total Pension Liability	(58,228)	312,246	(156,663)	(240,179)	88,360
Changes of Assumptions	-	369,157	(364,786)	-	-
Benefit Payments, including Refunds of Employee Contributions	(694,219)	(523,293)	(441,176)	(441,271)	(430,070)
<b>Net Change in Total Pension Liability</b>	<u>488,432</u>	<u>1,327,238</u>	<u>212,301</u>	<u>457,378</u>	<u>730,429</u>
<b>Total Pension Liability - Beginning</b>	<u>13,902,853</u>	<u>12,575,615</u>	<u>12,363,314</u>	<u>11,905,936</u>	<u>11,175,507</u>
<b>Total Pension Liability - Ending (A)</b>	<u>\$ 14,391,285</u>	<u>\$ 13,902,853</u>	<u>\$ 12,575,615</u>	<u>\$ 12,363,314</u>	<u>\$ 11,905,936</u>
<b>Plan Fiduciary Net Position</b>					
Contributions - Employer	\$ 132,418	\$ 203,667	\$ 204,782	\$ 216,976	\$ 223,902
Contributions - Employees	112,430	116,603	112,334	118,306	108,761
Net Investment Income	2,349,712	(620,584)	1,999,896	781,943	57,277
Benefit Payments, including Refunds of Employee Contributions	(694,219)	(523,293)	(441,176)	(441,271)	(430,070)
Other (Net Transfer)	(150,804)	231,862	(215,962)	(44,988)	(187,027)
<b>Net Change in Plan Fiduciary Net Position</b>	<u>1,749,537</u>	<u>(591,745)</u>	<u>1,659,874</u>	<u>630,966</u>	<u>(227,157)</u>
<b>Plan Fiduciary Net Position - Beginning</b>	<u>12,976,007</u>	<u>13,567,752</u>	<u>11,907,878</u>	<u>11,276,912</u>	<u>11,504,069</u>
<b>Plan Fiduciary Net Position - Ending (B)</b>	<u>\$ 14,725,544</u>	<u>\$ 12,976,007</u>	<u>\$ 13,567,752</u>	<u>\$ 11,907,878</u>	<u>\$ 11,276,912</u>
<b>Net Pension (Asset)/Liability - Ending (A) - (B)</b>	<u>\$ (334,259)</u>	<u>\$ 926,846</u>	<u>\$ (992,137)</u>	<u>\$ 455,436</u>	<u>\$ 629,024</u>
<b>Plan Fiduciary Net Position as a Percentage of the Total Pension Liability</b>	102.32%	93.33%	107.89%	96.32%	94.72%
<b>Covered Valuation Payroll</b>	\$ 2,498,454	\$ 2,590,916	\$ 2,488,246	\$ 2,505,494	\$ 2,399,797
<b>Net Pension Liability as a Percentage of Covered Valuation Payroll</b>	-13.38%	35.77%	-39.87%	18.18%	26.21%

**Notes to Schedule**

The schedule is presented to illustrate the requirement to show information for 10 years. However, until a full 10-year trend is compiled, information is presented for those years for which information is available.

**CITY OF COLUMBIA, ILLINOIS**  
**NOTES TO FINANCIAL STATEMENTS**  
**YEAR ENDED APRIL 30, 2020**  
*(Continued)*

**NOTE 5 - Pension Plans - Continued**

**A. Illinois Municipal Retirement Fund – Continued**

<u>Calendar Year Ended December 31,</u>	<u>Actuarially Determined Contribution</u>	<u>Actual Contribution</u>	<u>Contribution Deficiency (Excess)</u>	<u>Covered Valuation Payroll</u>	<u>Actual Contribution as a Percentage of Covered Valuation Payroll</u>
2015	223,901	223,902	(1)	2,399,797	9.33%
2016	216,976	216,976	-	2,505,494	8.66%
2017	204,783	204,782	1	2,488,246	8.23%
2018	203,646	203,667	(21)	2,590,916	7.86%
2019	132,418	132,418	-	2,498,454	5.30%

**Notes to Schedule:**

Summary of Actuarial Methods and Assumptions Used in the Calculation for the 2019 Contribution Rate\*

**Valuation Date:**

Notes: Actuarially determined contributions rates are calculated as of December 31 each year, which are 12 months prior to the beginning of the fiscal year in which contributions are reported.

**Methods and Assumptions Used to Determine 2019 Contribution Rates**

<i>Actuarial Cost Method:</i>	Aggregate entry age normal
<i>Amortization Method:</i>	Level percentage of payroll, closed
<i>Remaining Amortization Period:</i>	Non- Taxing bodies: 10-year rolling period. Taxing bodies: 10-year closed period Early Retirement Incentive Plan Liabilities: a period of up to 10 years selected by the Employer upon adoptive of ERI.
<i>Asset Valuation Method:</i>	5-year smoothed market; 20% corridor
<i>Wage Growth:</i>	3.25%
<i>Price Inflation:</i>	2.50%
<i>Salary Increases:</i>	3.35% to 14.25%, including inflation
<i>Investment Rate of Return:</i>	7.50%
<i>Retirement Age:</i>	Experience-based table of rates that are specific to the type of eligibility condition; last updated for the 2017 valuation pursuant to an experience study of the period 2014 to 2016.
<i>Mortality:</i>	For non-disabled retirees, disabled retirees, and active members, an IMRF specific mortality table was used with fully generational projections scale MP-2017 (base year 2015). The IMRF specific rates were developed from RP-2014 Blue Collar Health Annuitant Mortality Table with Adjustments to match current IMRF experience.
<i>Note:</i>	There were no benefit changes during the year.

\* Based on Valuation Assumptions used in the December 31, 2017 actuarial valuation.

**CITY OF COLUMBIA, ILLINOIS**  
**NOTES TO FINANCIAL STATEMENTS**  
**YEAR ENDED APRIL 30, 2020**  
*(Continued)*

**NOTE 5 - Pension Plans - Continued**

**B. Police Pension Fund**

*Plan Description and Contribution Information*

The Police Pension Plan is a single-employer defined benefit pension that covers all sworn police personnel. Although this plan is a single-employer pension plan, the defined benefit's and employee and employer contributions levels are governed by Illinois Compiled Statutes and may be amended only by the Illinois legislature. The City accounts for the plan as a Pension Trust Fund. The pension liability is generally liquidated by the General Fund.

The plan is administered by a Board of Trustees. The Board consist of two members appointed by the City, two active members of the police department elected by the membership, and one re-tired member of the police department elected by the membership.

The City accounts for the plan as a pension trust fund. The City's payroll for employees covered by the Police Pension Plan for the year ended April 30, 2020 was \$1,311,502

At April 30, 2019, the Police Pension Plan membership consisted of:

Retirees and Beneficiaries Currently Receiving Benefits and Terminated Employees Entitled To Benefits but Not Yet Receiving Them	12
Current Employees	<u>17</u>
Total	<u>29</u>

The Police Pension Plan provides retirement benefits as well as death and disability benefits. Police officers hired before January 1, 2011, attaining the age of 50 or more with 20 or more years of creditable service are entitled to receive a monthly retirement benefit of one-half of the monthly salary attached to the rank held on the last day of service, or for one year prior to the last day, whichever is greater. The monthly pension shall be increased by one-twelfth of 2.5% of such salary for each additional month of service over 20 years up to 30 years to a maximum of 75% of such monthly salary. Employees with at least 8 years but less than 20 years of credited service may retire at or after age 60 and receive a reduced retirement benefit.

Police officers hired on or after January 1, 2011, attaining the age of 55 with at least 10 years of credible service are entitled to receive an annual retirement benefit of 2.5% of final average salary for year of service. A police officer who is retiring after attaining age 50 with 10 or more years of creditable service shall be reduced by ½ of 1% for each month that the employee's age is under age 55. The annual salary based on the plan year for the police officer shall not exceed \$106,800 as of January 1, 2011. The maximum salary cap increases each year thereafter.

The monthly pension of a police officer hired before January 1, 2011, who retired with 20 or more years of service after January 1, 1977 shall be increased annually, following the first anniversary date of retirement and be paid upon reaching the age of at least 55 years, by 3% of the original pension and 3% annually thereafter.

The monthly pension of a police officer hired on or after January 1, 2011, shall be increased annually, following the later of the first anniversary date of retirement or the month following the attainment of age 60, by the lesser of 3% or ½ of the annual unadjusted percentage increase in the consumer price index. Employees with at least 10 years but less than 20 years of creditable service may retire at or after age 60 and receive a reduced benefit.



**CITY OF COLUMBIA, ILLINOIS**  
**NOTES TO FINANCIAL STATEMENTS**  
**YEAR ENDED APRIL 30, 2020**  
*(Continued)*

**NOTE 5 - Pension Plans - Continued**

**B. Police Pension Fund - Continued**

Covered employees are required to contribute 9.91% of their base salary to the Police Pension Plan. If an employee leaves covered employment with less than 20 years of service, accumulated employee contributions may be refunded without accumulated interest. The City is required to contribute a sum sufficient to meet the annual actuarial requirements of the pension fund, as determined by an enrolled actuary. The annual actuarial requirements of the pension fund are equal to the normal cost of the pension fund of the salaries and wages to be paid to police employees for the year involved, whichever is greater, plus an annual amount sufficient to bring the total assets of the pension fund up to 90% of the total actuarial liabilities of the pension fund by the end of municipal fiscal year 2040, as annually updated and determined by an enrolled actuary.

**Net Pension Liability**

The City's net pension liability was measured as of May 1, 2019. The total pension liability used to calculate the net pension liability was determined by an actuarial valuation as of that date.

	2019	2018	2017	2016
Accrued Pension Liability	\$ 10,033,372	\$ 9,588,476	\$ 9,344,024	\$ 8,107,380
Actuarial Value of Assets	7,079,175	6,642,150	6,167,310	5,762,094
Net Pension Liability	\$ 2,954,197	\$ 2,946,326	\$ 3,176,714	\$ 2,345,286
Funded Ratio	71%	69%	66%	71%

The Police Pension Fund accrued liability consisted of the following as of May 1, 2019.

	<b><u>Police Pension</u></b>	
	<b><u>Head</u></b>	<b><u>Present Value:</u></b>
	<b><u>Count</u></b>	
<b>Reserves for Annuities and Benefits in Force:</b>		
Retirement Annuities	4	\$ 2,491,584
Surviving Spouse Annuities	3	836,245
Deferred Retirement Annuities	2	1,175,929
Terminated Liabilities	3	2,872
<b>Total Reserves for Annuities and Benefits in Force</b>	<b>12</b>	<b>4,506,630</b>
<b>Accrued Liabilities for Active Members</b>	<b>17</b>	<b>5,526,742</b>
<b>Total Accrued Liabilities</b>		<b>\$ 10,033,372</b>

**CITY OF COLUMBIA, ILLINOIS**  
**NOTES TO FINANCIAL STATEMENTS**  
**YEAR ENDED APRIL 30, 2020**  
*(Continued)*

**NOTE 5 - Pension Plans - Continued**

**B. Pension Police Fund - Continued**

The Police Pension Fund actuarial value of assets consisted of the following at May 1, 2019.

<b>Actuarial Value of Assets</b>	<b><u>Police Pension</u></b>
Current Year Gain/(Loss):	
Market value of assets as of April 30, 2018	\$ 6,312,687
Benefit payments during fiscal year 2019	(335,346)
Administrative expense during fiscal year 2019	(9,617)
Total contributions during fiscal year 2019	547,749
Expected return during fiscal year 2019	400,880
Expected market value of assets as of April 30, 2019	6,916,353
Actual market value of assets April 30, 2019	6,813,130
Investment gain/(loss)	<u>\$ (103,223)</u>
Development of Actuarial Value of Assets (Market value less unrealized amounts):	
Market value of assets as of April 30, 2019	\$ 6,813,130
Unrecognized gain/(loss) from fiscal year 2019	(82,578)
Unrecognized gain/(loss) from fiscal year 2018	(71,871)
Unrecognized gain/(loss) from fiscal year 2017	(21,177)
Unrecognized gain/(loss) from fiscal year 2016	(90,419)
Actuarial value of assets as of April 30, 2019	<u>\$ 7,079,175</u>

**Actuarially Determined Employer Contributions**

The Police Pension Fund actuarially determined employer contributions as of May 1, 2019 are as follows.

Actuarially determined amount to provide the employer normal cost based on annual payroll of active participants as of May 1, 2019 is \$243,412.

Amount necessary to amortized the unfunded accrued liability as determined by the State of Illinois Department of Insurance over the remaining 21 years as prescribed by Section 3-125 of the Illinois Pension Code is \$119,243.

Interest to the end of the fiscal year is \$22,666.

Total suggested amount of employer contributions to arrive at the annual requirement of the fund as prescribed by Section 3-125 of the Illinois Pension Code is \$385,321.

Total Normal Cost of Active Members is \$361,254.

Total Normal Cost as a Percentage of Payroll 30%.

**CITY OF COLUMBIA, ILLINOIS**  
**NOTES TO FINANCIAL STATEMENTS**  
**YEAR ENDED APRIL 30, 2020**  
*(Continued)*

**NOTE 5 - Pension Plans - Continued**

**B. Police Pension Fund - Continued**

The City has a concentration of 5% or more investments in the following organizations:

MFS Intl Divers Fund CI R6	\$ 343,485
Fidelity Intl Index Premium	340,683
Government Strip Securities	2,300,526

**NOTE 6 - Interfund Receivables, Payables and Transfers**

There were Interfund Transfers during the year ended April 30, 2020 as follows:

<u>FUND</u>	<u>TRANSFERS</u>	
	<u>TO</u>	<u>FROM</u>
Ambulance Fund	\$ 216,460	\$ -
General Fund	-	216,460
General Fund	400,000	-
Capital Development Fund	-	400,000
General Fund	50,000	-
Garbage Fund	-	50,000
Debt Service Fund	75,000	-
Water and Sewer Fund	-	75,000
Water and Sewer Fund	85,533	-
Water and Sewer Lagoon	-	85,533
Debt Service Fund	75,000	-
Water and Sewer Fund	-	75,000
	<u>\$ 901,993</u>	<u>\$ 901,993</u>

**NOTE 7 - Commitments and Contingencies**

**Grant Audit**

Periodically, the City receives Federal and State Grants for specific purposes that are subject to review and audit by Federal and State Agencies. Such audits could result in a request for reimbursement by the Federal Government or State for expenditures disallowed under the terms and conditions of the appropriate agency. In the opinion of City management, such disallowance, if any, would not be significant.

**CITY OF COLUMBIA, ILLINOIS**  
**NOTES TO FINANCIAL STATEMENTS**  
**YEAR ENDED APRIL 30, 2020**  
*(Continued)*

**NOTE 8 - Risk Management – Claims and Judgments**

Significant losses are covered by commercial insurance for all major programs: general property liability, auto liability, public officials and employees' liability and workers' compensation. During the year ended April 30, 2020, there were no significant reductions in insurance coverage. Also, there have been no settlement amounts that have exceeded insurance coverage.

The City is insured under a retrospectively-rated policy for workers' compensation coverage whereby the initial premium may be adjusted based on actual experience. Adjustments in premiums are recorded when paid or received. During the year ended April 30, 2020, there were no significant adjustments in premiums based on actual experience.

**NOTE 9 - Deferred Compensation Plan**

The City has a deferred compensation plan created in accordance with Internal Revenue Code Section 457. The plan is administered by the U.S. Conference of Mayors. Employees defer a portion of their salary until future years. Deferred compensation is not available to employees until termination, retirement, death or financial hardship.

The City's deferred compensation plan is administered by a third party and the plan administrator invests plan assets at the direction of the plan's participants; therefore, it is not reported on the City's financial statements.

**NOTE 10 - Economic Uncertainties**

As the spread of the COVID-19 coronavirus continues worldwide, economic uncertainties have arisen that are likely to negatively impact our financial results. While management expects this negative impact to be temporary, the severity and duration of the impact is uncertain at this time.

**Required Supplementary  
Information**

**CITY OF COLUMBIA, ILLINOIS  
BUDGETARY COMPARISON SCHEDULE  
GENERAL FUND  
AS OF APRIL 30, 2020**

	<u>Original Budget</u>	<u>Final Budget</u>	<u>Actual</u>
<b>REVENUES:</b>			
Taxes - Property	\$ 1,616,350	\$ 1,616,350	\$ 1,615,621
Taxes - Mobile Home Privilege	85	85	68
Taxes - Replacement	42,000	42,000	46,771
Taxes - Sales	1,974,000	1,974,000	1,892,655
Taxes - Income	1,071,000	1,071,000	1,068,961
Taxes - Other Intergovernmental	454,000	454,000	503,588
Taxes - Hotel - Motel	102,000	102,000	92,787
Licenses and Permits	204,600	204,600	235,302
Fines and Forfeitures	156,700	156,700	210,530
Miscellaneous	155,401	155,401	164,178
Reimbursements	90,000	90,000	89,674
Franchise Fees	141,000	141,000	117,657
Tower Rental	63,000	63,000	73,489
Grant - State of Illinois	12,000	1,012,000	1,002,190
Charges for Services	85,150	85,150	86,668
Interest	46,000	46,000	74,935
	<u>6,213,286</u>	<u>7,213,286</u>	<u>7,275,074</u>
<b>TOTAL REVENUES</b>			
<b>EXPENDITURES:</b>			
General Government	1,848,391	2,891,533	2,720,958
Public Safety	3,392,062	3,445,420	3,310,840
Highways and Streets	1,188,898	1,188,898	1,063,084
Culture and Recreation	296,125	296,125	259,639
	<u>6,725,476</u>	<u>7,821,976</u>	<u>7,354,521</u>
<b>TOTAL EXPENDITURES</b>			
<b>EXCESS (DEFICIENCY) OF REVENUES OVER EXPENDITURES</b>			
	(512,190)	(608,690)	(79,447)
<b>OTHER FINANCING SOURCES:</b>			
Transfers Between Funds	253,895	253,895	333,540
	<u>253,895</u>	<u>253,895</u>	<u>333,540</u>
<b>EXCESS (DEFICIENCY) OF REVENUES AND OTHER SOURCES OVER EXPENDITURES</b>			
	<u>\$ (258,295)</u>	<u>\$ (354,795)</u>	254,093
<b>FUND BALANCES AT BEGINNING OF YEAR</b>			
			<u>4,081,449</u>
<b>FUND BALANCES AT END OF YEAR</b>			
			<u>\$ 4,335,542</u>

**CITY OF COLUMBIA, ILLINOIS  
 BUDGETARY COMPARISON SCHEDULE  
 LIBRARY FUND  
 AS OF APRIL 30, 2020**

	<u>Original Budget</u>	<u>Final Budget</u>	<u>Actual</u>
<b>REVENUES:</b>			
Taxes - Property	\$ 365,000	\$ 365,000	364,903
Taxes - Mobile Home Privilege	20	20	15
Taxes - Replacement	4,000	4,000	4,000
Grant - State of Illinois	11,000	11,000	13,585
Charges for Services	15,000	15,000	16,437
Miscellaneous	-	-	3,756
Interest	<u>1,000</u>	<u>1,000</u>	<u>2,518</u>
<b>TOTAL REVENUES</b>	<u>396,020</u>	<u>396,020</u>	<u>405,214</u>
<b>EXPENDITURES:</b>			
Culture and Recreation	<u>383,213</u>	<u>383,213</u>	<u>357,083</u>
<b>EXCESS (DEFICIENCY) OF REVENUES OVER (UNDER) EXPENDITURES</b>	<u>\$ 12,807</u>	<u>\$ 12,807</u>	48,131
<b>FUND BALANCES AT BEGINNING OF YEAR</b>			<u>293,034</u>
<b>FUND BALANCES AT END OF YEAR</b>			<u>\$ 341,165</u>

**CITY OF COLUMBIA, ILLINOIS  
 BUDGETARY COMPARISON SCHEDULE  
 TAX INCREMENT FINANCING FUND  
 AS OF APRIL 30, 2020**

	<u>Original Budget</u>	<u>Final Budget</u>	<u>Actual</u>
<b>REVENUES:</b>			
Taxes - Real Estate	\$ 492,000	\$ 492,000	\$ 690,859
Miscellaneous	-	-	14,031
Interest	<u>4,000</u>	<u>4,000</u>	<u>12,335</u>
<b>TOTAL REVENUES</b>	<u>496,000</u>	<u>496,000</u>	<u>717,225</u>
<b>EXPENDITURES:</b>			
General Government	885,113	885,113	469,613
Principal and Interest	<u>-</u>	<u>-</u>	<u>172,838</u>
<b>TOTAL EXPENDITURES</b>	<u>885,113</u>	<u>885,113</u>	<u>642,451</u>
<b>EXCESS (DEFICIENCY) OF REVENUES OVER (UNDER) EXPENDITURES</b>	<u>\$ (389,113)</u>	<u>\$ (389,113)</u>	74,774
<b>FUND BALANCES AT BEGINNING OF YEAR</b>			<u>659,167</u>
<b>FUND BALANCES AT END OF YEAR</b>			<u>\$ 733,941</u>



**CITY OF COLUMBIA, ILLINOIS**  
**NOTES TO BUDGETARY COMPARISON SCHEDULES**  
**YEAR ENDED APRIL 30, 2020**

**NOTE 1 - Budgets and Budgetary Accounting**

The City follows these procedures in establishing the budgetary data reflected in the financial statements:

- A.** The proposed budget is submitted to the Board of Aldermen for the fiscal year. The operating budget includes proposed expenditures and means of financing them, not to exceed the total revenue of the preceding year plus any unreserved balance at the end of such year.
- B.** Public hearings are conducted in the City to obtain taxpayer input and comments.
- C.** The budget must be adopted by the affirmative vote of a majority of the Board of Aldermen for each fiscal year.
- D.** The Board of Aldermen authorizes transfers of budgeted amounts between departments within the General Fund and alters the total expenditures of the budgeted funds. All appropriations not spent lapse at fiscal year-end.
- E.** During the year, the Board of Aldermen may amend or authorize supplemental appropriations to the budget.
- F.** The City's legal level of budgetary control is at the fund level.
- G.** Budgets are adopted on a basis consistent with U.S. generally accepted accounting principles.

**CITY OF COLUMBIA, ILLINOIS  
POLICE PENSION FUND  
APRIL 30, 2020**

**TREND INFORMATION**

**REQUIRED SUPPLEMENTARY INFORMATION  
SCHEDULE OF FUNDING PROGRESS**

<u>Date</u>	<u>(1) Pension Benefit Obligation</u>	<u>(2) Actuarial Value of Assets</u>	<u>Percent Funded (2) / (1)</u>	<u>(3) Unfunded Pension Obligation (1) - (2)</u>	<u>(4) Annual Covered Payroll</u>	<u>Unfunded as Percent of Payroll (3) / (4)</u>
4/30/2020	^	^	^	^	\$ 1,311,502	^
4/30/2019	\$10,033,372	\$ 7,079,175	70.56%	\$ 2,954,197	1,194,541	247.31%
4/30/2018	9,588,476	6,642,150	69.27%	2,946,326	1,132,252	260.22%
4/30/2017	9,344,024	6,167,310	66.00%	3,176,714	1,023,673	310.33%
4/30/2016	8,107,380	5,762,094	71.07%	2,345,286	1,025,533	228.69%
4/30/2015	7,576,301	5,424,144	71.59%	2,152,157	942,163	228.43%
4/30/2014	7,800,709	5,013,138	64.27%	2,787,571	939,101	296.83%
4/30/2013	6,569,785	4,644,230	70.69%	1,925,555	911,636	211.22%
4/30/2012	6,350,561	4,328,097	68.15%	2,022,464	819,266	246.86%
4/30/2011	5,810,840	4,099,327	70.55%	1,711,513	816,383	209.65%
4/30/2010	5,122,785	3,728,319	72.78%	1,394,466	742,823	187.73%
4/30/2009	5,159,466	3,232,688	62.66%	1,926,778	756,542	254.68%

^ Data for the years ended April 30, 2020 is not available as the Department of Insurance has not completed processing the annual reports.

**Other  
Information**

**CITY OF COLUMBIA, ILLINOIS  
COMBINING BALANCE SHEET  
NON-MAJOR GOVERNMENTAL FUNDS  
APRIL 30, 2020**

	<u>Special Revenue</u>	<u>Capital Projects</u>	<u>Debt Service</u>	<u>Total Non-Major Governmental Funds</u>
<b>ASSETS:</b>				
Cash and Cash Equivalents	\$ 759,532	\$ 429,818	\$ 549,289	\$ 1,738,639
Investments	-	-	107,160	107,160
Receivables, Net of Allowances:				
Taxes - Property	50,000	36,000	79,200	165,200
Taxes - Motor Fuel	32,233	-	-	32,233
Loans and Accrued Interest	-	95,480	317	95,797
Inventory	<u>104,000</u>	<u>-</u>	<u>-</u>	<u>104,000</u>
<b>TOTAL ASSETS</b>	<u>\$ 945,765</u>	<u>\$ 561,298</u>	<u>\$ 735,966</u>	<u>\$ 2,243,029</u>
<b>LIABILITIES, DEFERRED INFLOWS OF RESOURCES AND FUND BALANCES</b>				
<b>LIABILITIES:</b>				
Accounts Payable	<u>\$ 15,358</u>	<u>\$ -</u>	<u>\$ 258</u>	<u>\$ 15,616</u>
<b>DEFERRED INFLOWS OF RESOURCES:</b>				
Unavailable revenue - property taxes	<u>50,000</u>	<u>36,000</u>	<u>79,200</u>	<u>165,200</u>
<b>FUND BALANCES:</b>				
Nonspendable	104,000	-	-	104,000
Restricted	633,265	525,298	656,508	1,815,071
Assigned	<u>143,142</u>	<u>-</u>	<u>-</u>	<u>143,142</u>
<b>TOTAL FUND BALANCES</b>	<u>880,407</u>	<u>525,298</u>	<u>656,508</u>	<u>2,062,213</u>
<b>TOTAL LIABILITIES, DEFERRED INFLOWS OF RESOURCES AND FUND BALANCES</b>	<u>\$ 945,765</u>	<u>\$ 561,298</u>	<u>\$ 735,966</u>	<u>\$ 2,243,029</u>

**CITY OF COLUMBIA, ILLINOIS  
 COMBINING STATEMENT OF REVENUES, EXPENDITURES AND  
 CHANGES IN FUND BALANCES - NON-MAJOR GOVERNMENTAL FUNDS  
 FOR THE YEAR ENDED APRIL 30, 2020**

	<u>Special Revenue</u>	<u>Capital Projects</u>	<u>Debt Service</u>	<u>Total Non-Major Governmental Funds</u>
<b>REVENUES:</b>				
Taxes - Property	\$ 48,997	\$ 39,608	\$ 80,349	\$ 168,954
Taxes - Mobile Home Privilege	2	-	3	5
Taxes - Motor Fuel	401,047	-	-	401,047
Miscellaneous	10,188	-	-	10,188
Fire Protection District Reimbursement	-	-	520,014	520,014
Grant Revenue	3,664	200,000	-	203,664
Interest	<u>52,097</u>	<u>5,956</u>	<u>14,098</u>	<u>72,151</u>
<b>TOTAL REVENUES</b>	<u>515,995</u>	<u>245,564</u>	<u>614,464</u>	<u>1,376,023</u>
<b>EXPENDITURES:</b>				
General Government	-	489	29,007	29,496
Highways and Streets	427,347	-	-	427,347
Culture and Recreation	67,038	-	-	67,038
Personal Services	-	-	-	-
Principal and Interest	<u>-</u>	<u>-</u>	<u>513,321</u>	<u>513,321</u>
<b>TOTAL EXPENDITURES</b>	<u>494,385</u>	<u>489</u>	<u>542,328</u>	<u>1,037,202</u>
<b>EXCESS (DEFICIENCY) OF REVENUES OVER (UNDER) EXPENDITURES</b>	21,610	245,075	72,136	338,821
<b>OTHER FINANCING SOURCES:</b>				
Transfers Between Funds	<u>-</u>	<u>(100,000)</u>	<u>150,000</u>	<u>50,000</u>
<b>EXCESS (DEFICIENCY) OF REVENUES AND OTHER SOURCES OVER (UNDER) EXPENDITURES AND OTHER USES</b>	21,610	145,075	222,136	388,821
<b>FUND BALANCES AT BEGINNING OF YEAR</b>	<u>858,797</u>	<u>380,223</u>	<u>434,372</u>	<u>1,673,392</u>
<b>FUND BALANCES AT END OF YEAR</b>	<u>\$ 880,407</u>	<u>\$ 525,298</u>	<u>\$ 656,508</u>	<u>\$ 2,062,213</u>

**CITY OF COLUMBIA, ILLINOIS  
COMBINING BALANCE SHEET  
NON-MAJOR SPECIAL REVENUE FUNDS  
APRIL 30, 2020**

	<u>Motor Fuel Tax</u>	<u>Library Building</u>	<u>Total Non-Major Special Revenue Funds</u>
<b>ASSETS:</b>			
Cash and Cash Equivalents	\$ 615,400	\$ 144,132	\$ 759,532
Receivables, Net of Allowances:			
Taxes - Property	-	50,000	50,000
Taxes - Motor Fuel	32,233	-	32,233
Inventory	<u>104,000</u>	<u>-</u>	<u>104,000</u>
<b>TOTAL ASSETS</b>	<u>\$ 751,633</u>	<u>\$ 194,132</u>	<u>\$ 945,765</u>
<b>LIABILITIES, DEFERRED INFLOWS OF RESOURCES AND FUND BALANCES</b>			
<b>LIABILITIES:</b>			
Accounts Payable	<u>\$ 14,368</u>	<u>\$ 990</u>	<u>\$ 15,358</u>
<b>DEFERRED INFLOWS OF RESOURCES:</b>			
Unavailable revenue - property taxes	<u>-</u>	<u>50,000</u>	<u>50,000</u>
<b>FUND BALANCES:</b>			
Nonspendable	104,000	-	104,000
Restricted	633,265	-	633,265
Assigned	<u>-</u>	<u>143,142</u>	<u>143,142</u>
<b>TOTAL FUND BALANCES</b>	<u>737,265</u>	<u>143,142</u>	<u>880,407</u>
<b>TOTAL LIABILITIES, DEFERRED INFLOWS OF RESOURCES AND FUND BALANCES</b>	<u>\$ 751,633</u>	<u>\$ 194,132</u>	<u>\$ 945,765</u>

**CITY OF COLUMBIA, ILLINOIS  
 COMBINING STATEMENT OF REVENUES, EXPENDITURES AND  
 CHANGES IN FUND BALANCES - NON-MAJOR SPECIAL REVENUE FUNDS  
 FOR THE YEAR ENDED APRIL 30, 2020**

	<u>Motor Fuel Tax</u>	<u>Library Building</u>	<u>Total Non-Major Special Revenue Funds</u>
<b>REVENUES:</b>			
Taxes - Property	\$ -	\$ 48,997	\$ 48,997
Taxes - Mobile Home Privilege	-	2	2
Taxes - Motor Fuel	401,047	-	401,047
Miscellaneous	10,188	-	10,188
Grant Revenue	3,664	-	3,664
Interest	<u>49,547</u>	<u>2,550</u>	<u>52,097</u>
<b>TOTAL REVENUES</b>	<u>464,446</u>	<u>51,549</u>	<u>515,995</u>
<b>EXPENDITURES:</b>			
Highways and Streets	427,347	-	427,347
Culture and Recreation	<u>-</u>	<u>67,038</u>	<u>67,038</u>
<b>TOTAL EXPENDITURES</b>	<u>427,347</u>	<u>67,038</u>	<u>494,385</u>
<b>EXCESS OF REVENUES OVER EXPENDITURES</b>	37,099	(15,489)	21,610
<b>FUND BALANCES AT BEGINNING OF YEAR</b>	<u>700,166</u>	<u>158,631</u>	<u>858,797</u>
<b>FUND BALANCES AT END OF YEAR</b>	<u>\$ 737,265</u>	<u>\$ 143,142</u>	<u>\$ 880,407</u>

**CITY OF COLUMBIA, ILLINOIS  
 COMBINING BALANCE SHEET  
 NON-MAJOR CAPITAL PROJECTS FUNDS  
 APRIL 30, 2020**

	<b>Community Development</b>	<b>Main Street Abbey</b>	<b>Creekside Park</b>	<b>Total Non-Major Capital Projects Funds</b>
<b>ASSETS:</b>				
Cash and Cash Equivalents	\$ 135,293	\$ 93,117	\$ 201,408	\$ 429,818
Receivables, Net of Allowances:				
Loans and Accrued Interest	95,480	-	-	95,480
Taxes - Property	-	36,000	-	36,000
 <b>TOTAL ASSETS</b>	<b>\$ 230,773</b>	<b>\$ 129,117</b>	<b>\$ 201,408</b>	<b>\$ 561,298</b>
 <b>LIABILITIES, DEFERRED INFLOWS OF RESOURCES AND FUND BALANCES</b>				
<b>DEFERRED INFLOWS OF RESOURCES</b>				
Unavailable revenue - property taxes	\$ -	\$ 36,000	\$ -	\$ 36,000
 <b>FUND BALANCES:</b>				
Restricted	230,773	93,117	201,408	525,298
 <b>TOTAL LIABILITIES, DEFERRED INFLOWS OF RESOURCES AND FUND BALANCES</b>	<b>\$ 230,773</b>	<b>\$ 129,117</b>	<b>\$ 201,408</b>	<b>\$ 561,298</b>



**CITY OF COLUMBIA, ILLINOIS  
 COMBINING STATEMENT OF REVENUES, EXPENDITURES AND  
 CHANGES IN FUND BALANCES - NON-MAJOR CAPITAL PROJECTS FUNDS  
 FOR THE YEAR ENDED APRIL 30, 2020**

	<u>Community Development</u>	<u>Main Street Abbey</u>	<u>Creekside Park</u>	<u>Total Non-Major Capital Projects Funds</u>
<b>REVENUES:</b>				
Grant	\$ -	\$ -	\$ 200,000	\$ 200,000
Taxes - Property	-	39,608	-	39,608
Interest	<u>4,031</u>	<u>110</u>	<u>1,815</u>	<u>5,956</u>
<b>TOTAL REVENUES</b>	<u>4,031</u>	<u>39,718</u>	<u>201,815</u>	<u>245,564</u>
<b>EXPENDITURES:</b>				
General Government	<u>-</u>	<u>82</u>	<u>407</u>	<u>489</u>
<b>EXCESS (DEFICIENCY) OF REVENUES OVER EXPENDITURES</b>	4,031	39,636	201,408	245,075
<b>OTHER FINANCING SOURCES:</b>				
Transfers Between Funds	<u>(100,000)</u>	<u>-</u>	<u>-</u>	<u>(100,000)</u>
<b>EXCESS (DEFICIENCY) OF REVENUES AND OTHER SOURCES OVER (UNDER) EXPENDITURES AND OTHER USES</b>	(95,969)	39,636	201,408	145,075
<b>FUND BALANCES, BEGINNING OF YEAR</b>	<u>326,742</u>	<u>53,481</u>	<u>-</u>	<u>380,223</u>
<b>FUND BALANCES, END OF YEAR</b>	<u>\$ 230,773</u>	<u>\$ 93,117</u>	<u>\$ 201,408</u>	<u>\$ 525,298</u>

**CITY OF COLUMBIA, ILLINOIS  
 COMBINING BALANCE SHEET  
 NON-MAJOR DEBT SERVICE FUNDS  
 APRIL 30, 2020**

	<u>2015 GO Debt Service</u>	<u>2016 Debt Service</u>	<u>Alternate Revenue PIB Bonds</u>	<u>Total Debt Service</u>
<b>ASSETS:</b>				
Cash and Cash Equivalents	\$ 515,168	\$ 3,920	\$ 30,201	\$ 549,289
Investments	107,160	-	-	107,160
Receivables, Net of Allowances:				
Taxes - Property	-	79,200	-	79,200
Loans and Accrued Interest	<u>317</u>	<u>-</u>	<u>-</u>	<u>317</u>
 <b>TOTAL ASSETS</b>	 <u>\$ 622,645</u>	 <u>\$ 83,120</u>	 <u>\$ 30,201</u>	 <u>\$ 735,966</u>
 <b>LIABILITIES, DEFERRED INFLOWS OF RESOURCES AND FUND BALANCES</b>				
<b>LIABILITIES:</b>				
Accounts Payable	<u>\$ -</u>	<u>\$ -</u>	<u>\$ 258</u>	<u>\$ 258</u>
 <b>DEFERRED INFLOWS OF RESOURCES:</b>				
Unavailable revenue - property taxes	<u>-</u>	<u>79,200</u>	<u>-</u>	<u>79,200</u>
 <b>FUND BALANCES:</b>				
Restricted	<u>622,645</u>	<u>3,920</u>	<u>29,943</u>	<u>656,508</u>
 <b>TOTAL LIABILITIES, DEFERRED INFLOWS OF RESOURCES AND FUND BALANCES</b>	 <u>\$ 622,645</u>	 <u>\$ 83,120</u>	 <u>\$ 30,201</u>	 <u>\$ 735,966</u>

**CITY OF COLUMBIA, ILLINOIS  
 COMBINING STATEMENT OF REVENUES, EXPENDITURES AND  
 CHANGES IN FUND BALANCES - NON-MAJOR DEBT SERVICE FUNDS  
 FOR THE YEAR ENDED APRIL 30, 2020**

	<u>2015 GO Debt Service</u>	<u>2016 GO Debt Service</u>	<u>Alternate Revenue PIB Bonds</u>	<u>Total Debt Service</u>
<b>REVENUES:</b>				
Taxes - Property	\$ -	\$ 80,349	\$ -	\$ 80,349
Taxes - Mobile Home Privilege	-	3	-	3
Fire Protection District Reimbursement	520,014	-	-	520,014
Interest	<u>13,142</u>	<u>155</u>	<u>801</u>	<u>14,098</u>
<b>TOTAL REVENUES</b>	<u>533,156</u>	<u>80,507</u>	<u>801</u>	<u>614,464</u>
<b>EXPENDITURES:</b>				
General Government	750	-	28,257	29,007
Principal and Interest	<u>432,959</u>	<u>80,362</u>	<u>-</u>	<u>513,321</u>
<b>TOTAL EXPENDITURES</b>	<u>433,709</u>	<u>80,362</u>	<u>28,257</u>	<u>542,328</u>
<b>DEFICIENCY OF REVENUES OVER EXPENDITURES</b>	99,447	145	(27,456)	72,136
<b>OTHER FINANCING SOURCES:</b>				
Transfers Between Funds	<u>150,000</u>	<u>-</u>	<u>-</u>	<u>150,000</u>
<b>DEFICIENCY OF REVENUES AND OTHER SOURCES UNDER EXPENDITURES AND OTHER USES</b>	249,447	145	(27,456)	222,136
<b>FUND BALANCES AT BEGINNING OF YEAR</b>	<u>373,198</u>	<u>3,775</u>	<u>57,399</u>	<u>434,372</u>
<b>FUND BALANCES AT END OF YEAR</b>	<u>\$ 622,645</u>	<u>\$ 3,920</u>	<u>\$ 29,943</u>	<u>\$ 656,508</u>

**CITY OF COLUMBIA, ILLINOIS  
SCHEDULE OF ASSESSED VALUATION, TAX RATES  
AND TAXES EXTENDED AND COLLECTED  
PTELL (TAX CAPS) GO INTO EFFECT**

	Tax Year						Tax Year				
	2019	2018	2017	2016	2015	2014	2013	2012	2011	2010	2009
<b>ASSESSED VALUATION</b>	\$ 300,420,937	\$ 289,825,638	\$ 275,486,656	\$ 260,000,349	\$ 247,759,803	\$ 237,035,864	\$ 236,721,705	\$ 232,794,773	\$ 239,396,377	\$ 247,885,025	\$ 247,326,908
<b>TAX RATES PER \$100 OF ASSESSED VALUATION:</b>											
General Corporate	0.30957	0.29846	0.29948	0.30770	0.31684	0.30164	0.29994	0.28996	0.29658	0.27675	0.24468
Liability Insurance	0.03995	0.03968	0.03993	0.05308	0.04844	0.08438	0.07604	0.07217	0.04178	0.04035	0.04890
Street Purposes	0.08988	0.08971	0.09075	0.08847	0.09284	0.08859	0.08787	0.08549	0.08522	0.07979	0.05339
Fire Protection	-	-	-	-	-	-	-	-	-	0.06404	0.06111
Garbage Collection and Disposal	0.03595	0.03692	0.03848	0.04039	0.04238	0.04852	0.04859	0.04940	0.04804	0.04640	0.04402
Public Library	0.12649	0.12594	0.12705	0.13154	0.13602	0.14049	0.13941	0.13961	0.13200	0.12260	0.11699
Illinois Municipal Retirement	0.04993	0.05004	0.05700	0.05654	0.06539	0.06750	0.06337	0.06229	0.05849	0.05648	0.06265
Bonds	0.02637	0.02773	0.02956	0.03137	0.03326	0.03474	0.03467	0.03503	0.03368	0.03109	0.03127
Library Building - Special	0.01665	0.01691	0.01707	0.01770	0.01817	0.01814	0.01775	0.01762	0.01671	0.01558	0.01487
Social Security and Medicare	0.08023	0.07972	0.07986	0.06077	0.03936	-	-	-	-	-	-
Police Pension	0.14647	0.14837	0.14157	0.14424	0.14127	0.15188	0.12674	0.11685	0.09399	0.08069	0.10170
<b>TOTAL TAX RATES</b>	<b>0.92149</b>	<b>0.91348</b>	<b>0.92075</b>	<b>0.93180</b>	<b>0.93397</b>	<b>0.93587</b>	<b>0.89438</b>	<b>0.86842</b>	<b>0.80649</b>	<b>0.81377</b>	<b>0.77958</b>
<b>TAXES EXTENDED:</b>											
General Corporate	\$ 939,215	\$ 874,247	\$ 834,093	\$ 808,485	\$ 785,756	\$ 720,947	\$ 715,549	\$ 679,787	\$ 709,650	\$ 686,522	\$ 605,332
Liability Insurance	120,112	115,129	48,530	137,392	120,134	200,150	180,129	168,039	100,027	100,096	121,037
Street Purposes	268,467	258,502	107,642	228,524	228,589	208,562	206,599	197,683	203,913	197,934	131,282
Fire Protection	-	-	-	-	-	-	-	-	-	158,861	151,186
Garbage Collection and Disposal	108,088	107,121	110,052	105,120	105,102	115,002	115,023	114,948	114,951	115,103	108,906
Public Library	371,819	357,131	342,453	334,695	330,184	326,967	324,494	319,761	315,847	304,131	289,431
Illinois Municipal Retirement	150,121	145,189	157,234	147,157	162,166	160,105	150,115	145,034	140,030	140,110	155,068
Bonds	79,288	80,461	81,542	81,647	82,488	82,426	82,128	81,562	80,633	77,125	77,384
Library Building - Special	48,943	47,952	244,609	45,036	44,107	43,012	42,020	40,999	39,986	38,650	36,790
Social Security and Medicare	241,220	231,311	220,295	159,204	97,616	-	-	-	-	-	-
Police Pension	440,371	430,491	390,509	375,406	350,348	360,231	300,225	272,068	225,022	200,165	251,719
<b>TOTAL TAXES EXTENDED</b>	<b>\$ 2,767,644</b>	<b>\$ 2,647,534</b>	<b>\$ 2,536,959</b>	<b>\$ 2,422,666</b>	<b>\$ 2,306,490</b>	<b>\$ 2,217,402</b>	<b>\$ 2,116,282</b>	<b>\$ 2,019,881</b>	<b>\$ 1,930,059</b>	<b>\$ 2,018,697</b>	<b>\$ 1,928,135</b>
<b>TAXES COLLECTED</b>		<b>\$ 2,646,737</b>	<b>\$ 2,535,158</b>	<b>\$ 2,421,748</b>	<b>\$ 2,309,018</b>	<b>\$ 2,215,964</b>	<b>\$ 2,019,573</b>	<b>\$ 1,927,854</b>	<b>\$ 2,013,040</b>	<b>\$ 1,926,214</b>	<b>\$ 1,837,128</b>
<b>% COLLECTED ON THOSE EXTENDED</b>		<b>99.97%</b>	<b>99.93%</b>	<b>99.96%</b>	<b>100.11%</b>	<b>99.94%</b>	<b>95.43%</b>	<b>95.44%</b>	<b>104.30%</b>	<b>95.42%</b>	<b>95.28%</b>

**CITY OF COLUMBIA, ILLINOIS  
SCHEDULE OF ASSESSED VALUATION, TAX RATES,  
TAXES EXTENDED AND COLLECTED  
BASE VALUES  
TAX INCREMENT FINANCE DISTRICT**

	Tax Year					Tax Year					
	2018	2017	2016	2016	2015	2014	2013	2012	2010	2009	2008
<b>ASSESSED VALUATION</b>	\$ 10,028,857	\$ 9,861,772	\$ 9,554,382	\$ 8,887,414	\$ 9,231,145	\$ 9,726,297	\$ 9,781,189	\$ 9,851,916	\$ 10,387,180	\$ 10,164,231	\$ 8,133,979
<b>TAXES EXTENDED</b>	\$ 690,789	\$ 674,301	\$ 657,494	\$ 620,559	\$ 636,103	\$ 664,932	\$ 661,101	\$ 640,032	\$ 649,163	\$ 616,624	\$ 488,746
<b>TAXES COLLECTED</b>	\$ 690,859	\$ 674,368	\$ 657,544	\$ 620,637	\$ 636,147	\$ 664,823	\$ 661,156	\$ 640,099	\$ 649,116	\$ 609,553	\$ 488,815
<b>% COLLECTED ON THOSE EXTENDED</b>	<u>100.01%</u>	<u>100.01%</u>	<u>100.01%</u>	<u>100.01%</u>	<u>100.01%</u>	<u>99.98%</u>	<u>100.01%</u>	<u>100.01%</u>	<u>99.99%</u>	<u>98.85%</u>	<u>100.01%</u>

Note: The 2019 assessed valuation was unavailable as the date of these financial statements.

**CITY OF COLUMBIA, ILLINOIS  
SCHEDULE OF INVESTMENTS  
AS OF APRIL 30, 2020**

<u>Issuer/Description</u>	<u>Current Value</u>	<u>Maturity Date</u>	<u>Interest Rate</u>
<b>DEBT SERVICE FUNDS:</b>			
<b><u>2015 GO Debt Service</u></b>			
Certificate of Deposit                      State Bank of Waterloo	\$ 107,160	03/20/21	1.500%
<b>TOTAL DEBT SERVICE FUNDS</b>	<u>107,160</u>		
<b>PROPRIETARY FUNDS:</b>			
<b><u>Sewer Replacement Fund</u></b>			
Certificate of Deposit                      State Bank of Waterloo	482,221	03/20/21	1.500%
<b><u>Water &amp; Sewer System</u></b>			
Certificate of Deposit                      Midland State Bank	<u>252,923</u>	06/05/20	0.750%
<b>TOTAL PROPRIETARY FUNDS</b>	<u>735,144</u>		
<b>FIDUCIARY FUNDS:</b>			
<b><u>Police Pension Fund</u></b>			
Money Market                                      The Bank Institutional	<u>45,083</u>	Demand	Varies
Mutual Funds                                      DFA Emerging Markets Core Equity I	237,027	N/A	Variable
Mutual Funds                                      DFA International Small Company I	179,772	N/A	Variable
Mutual Funds                                      DFA US Small Cap I	245,657	N/A	Variable
Mutual Funds                                      Fidelity Intl Index Premium	340,683	N/A	Variable
Mutual Funds                                      Fidelity Real Estate Index	110,467	N/A	Variable
Mutual Funds                                      Fidelity Mid Cap Idx Premium	330,632	N/A	Variable
Mutual Funds                                      MFS Intl Divers Fund CI R6	343,485	N/A	Variable
Mutual Funds                                      Vanguard Russell 1000 Index 1848	<u>1,303,173</u>	N/A	Variable
Total Mutual Funds	<u>3,090,896</u>		

**CITY OF COLUMBIA, ILLINOIS**  
**SCHEDULE OF INVESTMENTS - Continued**  
**AS OF APRIL 30, 2020**

FIDUCIARY FUNDS:	<u>Issuer/Description</u>	<u>Current Value</u>	<u>Maturity Value</u>	<u>Maturity Date</u>	<u>Interest Rate</u>
<b>Police Pension Fund (Continued)</b>					
					<u>Yield to Maturity</u>
Government Strip Securities	US Treasury Inflation Protected	\$ 100,105	99,875	05-31-20	1.375%
Government Strip Securities	US Treasury Inflation Protected	50,340	50,195	08-31-20	2.125%
Government Strip Securities	US Treasury Inflation Protected	128,130	128,632	08-15-21	2.125%
Government Strip Securities	US Treasury Inflation Protected	128,325	127,773	11-30-21	1.875%
Government Strip Securities	US Treasury Inflation Protected	97,802	95,234	03-31-22	1.750%
Government Strip Securities	US Treasury Inflation Protected	26,037	24,784	06-30-22	2.125%
Government Strip Securities	US Treasury Inflation Protected	51,619	50,164	08-15-22	1.625%
Government Strip Securities	US Treasury Inflation Protected	109,008	101,872	10-31-23	2.875%
Government Strip Securities	US Treasury Inflation Protected	88,845	85,273	05-15-23	1.750%
Government Strip Securities	US Treasury Inflation Protected	53,656	50,592	08-15-23	2.500%
Government Strip Securities	US Treasury Inflation Protected	65,147	61,594	11-15-24	2.250%
Government Strip Securities	US Treasury Inflation Protected	53,905	50,209	02-15-25	2.000%
Government Strip Securities	US Treasury Inflation Protected	55,750	50,177	02-28-25	2.750%
Government Strip Securities	US Treasury Inflation Protected	132,020	122,091	02-15-26	6.000%
Government Strip Securities	US Treasury Inflation Protected	83,768	74,470	02-15-27	2.250%
Government Strip Securities	US Treasury Inflation Protected	23,487	20,008	02-15-29	2.625%
Government Strip Securities	US Treasury Inflation Protected	96,276	78,716	02-15-39	3.500%
Government Strip Securities	US Treasury Inflation Protected	39,520	33,713	11-15-40	4.250%
Government Strip Securities	US Treasury Inflation Protected	92,099	73,469	11-15-41	3.125%
Government Strip Securities	US Treasury Inflation Protected	93,251	73,023	08-15-44	3.125%
Government Strip Securities	US Treasury Inflation Protected	67,381	51,165	08-15-45	2.875%
Government Strip Securities	US Treasury Inflation Protected	121,688	103,203	08-15-46	2.250%
Government Strip Securities	US Treasury Inflation Protected	41,924	31,429	05-15-47	3.000%
Government Strip Securities	US Treasury Inflation Protected	105,287	106,717	02-15-48	3.000%
Government Strip Securities	US Treasury Inflation Protected	88,643	76,574	05-15-28	2.875%
Government Strip Securities	US Government Agency	55,493	54,935	02-18-21	1.375%
Government Strip Securities	US Government Agency	41,779	40,391	03-11-22	2.625%
Government Strip Securities	US Government Agency	15,644	14,858	10-25-22	2.000%
Government Strip Securities	US Government Agency	10,669	10,056	09-08-23	2.375%
Government Strip Securities	US Government Agency	16,491	15,664	09-08-23	3.375%
Government Strip Securities	US Government Agency	11,102	9,938	12-12-25	2.625%
Government Strip Securities	US Government Agency	10,931	10,248	09-06-24	2.625%
Government Strip Securities	US Government Agency	16,726	15,116	02-01-27	2.875%
Government Strip Securities	US Government Agency	18,181	16,375	09-14-29	3.500%
Government Strip Securities	US Government Agency	53,890	51,229	12-14-29	2.125%
Government Strip Securities	US Government Agency	24,039	21,433	06-16-32	4.500%
Government Strip Securities	US Government Agency	31,568	25,200	12-15-42	3.500%
Total Government Strip Securities		<u>2,300,526</u>	<u>2,106,395</u>		
Corporate Note	Stifel Finl Corp Sr Gbl Nt	50,074	49,925	12-01-20	3.500%
Corporate Note	Wells Fargo & Company	40,433	40,445	03-04-21	2.500%
Corporate Note	Capital One NA	20,183	19,897	07-23-21	2.950%
Corporate Note	Berkshire Hathaway Inc Inc Del Sr Nt	26,032	26,580	08-15-21	3.750%
Corporate Note	Johnson & Johnson Sr Gbl Nt 21	61,721	60,598	12-05-21	2.450%
Corporate Note	Georgia Pwr Co Sr-2012B Nt 22	25,705	25,679	05-15-22	2.850%
Corporate Note	GE Capital Internotes Fr	20,177	20,296	08-15-22	4.250%
Corporate Note	American Expense Co Sr Nt	35,996	35,063	12-02-22	2.650%
Corporate Note	Wells Fargo & Co	53,353	53,492	08-15-23	4.125%
Corporate Note	Ameriprise Finl Inc	60,001	57,880	10-15-23	4.000%
Corporate Note	Alabama Pwr Co Sr 2013A Nt 23	27,059	26,531	12-01-23	3.550%
Corporate Note	Comcash Corp	38,170	36,274	03-01-24	3.600%
Corporate Note	Citigroup Inc Sr Gbl-D Nt	85,507	80,856	06-16-24	3.750%
Corporate Note	Dignity Health	45,990	47,051	11-01-24	3.812%
Corporate Note	Valero Energy Corporation Corp	51,463	50,189	03-15-25	3.650%
Corporate Note	General Motors Company Snr Pidi	24,048	25,722	04-01-25	4.000%
Corporate Note	Puget Energy Inc New Sr Sec Nt	10,014	10,197	05-15-25	3.650%
Corporate Note	Express Scripts Hldg Co Bds	50,695	48,441	02-25-26	4.500%
Corporate Note	Morgan Stanley Fr	27,196	25,546	01-20-27	3.625%
Corporate Note	Bristol Myers Squibb Co Sr Nt	16,628	15,435	02-27-27	3.250%
Corporate Note	Coca Cola Co Sr Gbl Nt	27,577	25,308	05-25-27	2.900%
Corporate Note	Bellsouth Telecom	28,553	27,470	06-01-28	6.375%
Corporate Note	Citigroup Inc	10,878	10,201	07-25-28	4.125%
Corporate Note	General Electric Capital Corp	19,516	21,280	09-15-28	4.250%
Corporate Note	Bank of America Corp	21,918	20,630	01-15-29	4.350%
Corporate Note	Pnc Finl Svcs Group Inc Sr Gbl Nt	54,977	53,455	04-23-29	3.450%
Corporate Note	General Electric Capital Corp	23,336	25,732	07-15-32	4.000%
Corporate Note	CVS Health Corp	79,435	73,641	07-20-35	4.875%
Corporate Note	Georgia Pwr Co Sr Nt	24,052	21,836	03-01-37	5.650%
Corporate Note	Corning Inc	28,746	25,977	03-15-37	4.700%
Corporate Note	Dowdupont Inc Sr Nt	60,743	60,220	11-15-38	5.319%
Corporate Note	Disney Walt	30,115	26,580	12-01-41	4.125%
Corporate Note	Alabama Pwr Co Sr Nt	16,619	15,732	01-15-42	4.100%
Corporate Note	Walgreen Co	25,915	24,825	09-15-42	4.400%
Corporate Note	Bank of America Corp Sr Intnotes Be Fr	15,630	15,426	09-15-43	4.150%
Corporate Note	Metlife Inc	11,702	10,356	03-01-45	4.050%
Corporate Note	Apple Inc	58,707	46,893	05-13-45	4.375%
Corporate Note	Kellogg	31,122	26,186	04-01-46	4.500%
Corporate Note	Procter and Gamble Co Sr Gbl Nt	31,200	25,337	10-25-47	3.500%
Corporate Note	Barclays Plc Bank Note UK	48,375	45,619	01-12-26	4.375%
Total Corporate Notes		<u>1,419,561</u>	<u>1,358,801</u>		
<b>TOTAL POLICE PENSION FUNDS</b>		<b>\$ 6,856,066</b>			
<b>GRAND TOTAL OF INVESTMENTS</b>		<b>\$ 7,698,370</b>			



**INDEPENDENT AUDITORS' REPORT ON INTERNAL CONTROL  
OVER FINANCIAL REPORTING AND ON COMPLIANCE AND OTHER MATTERS  
BASED ON AN AUDIT OF FINANCIAL STATEMENTS PERFORMED IN ACCORDANCE  
WITH GOVERNMENT AUDITING STANDARDS**

To the Honorable Mayor and  
City Council of the City of Columbia, Illinois

We have audited, in accordance with the auditing standards generally accepted in the United States of America and the standards applicable to financial audits contained in *Government Auditing Standards* issued by the Comptroller General of the United States, the financial statements of the governmental activities, the business-type activities, each major fund, and the aggregate remaining fund information of City of Columbia, Illinois, as of and for the year ended April 30, 2020, and the related notes to the financial statements, which collectively comprise City of Columbia, Illinois' basic financial statements, and have issued our report thereon dated December 21, 2020.

**Internal Control over Financial Reporting**

In planning and performing our audit of the financial statements, we considered City of Columbia, Illinois' internal control over financial reporting (internal control) to determine the audit procedures that are appropriate in the circumstances for the purpose of expressing our opinions on the financial statements, but not for the purpose of expressing an opinion on the effectiveness of City of Columbia, Illinois' internal control. Accordingly, we do not express an opinion on the effectiveness of City of Columbia, Illinois' internal control.

*A deficiency in internal control* exists when the design or operation of a control does not allow management or employees, in the normal course of performing their assigned functions, to prevent, or detect and correct, misstatements on a timely basis. *A material weakness* is a deficiency, or a combination of deficiencies, in internal control, such that there is a reasonable possibility that a material misstatement of the entity's financial statements will not be prevented, or detected and corrected on a timely basis. *A significant deficiency* is a deficiency, or a combination of deficiencies, in internal control that is less severe than a material weakness, yet important enough to merit attention by those charged with governance.

Our consideration of internal control was for the limited purpose described in the first paragraph of this section and was not designed to identify all deficiencies in internal control that might be material weaknesses or significant deficiencies. Given these limitations, during our audit we did not identify any deficiencies in internal control that we consider to be material weaknesses. However, material weaknesses may exist that have not been identified.

**Compliance and Other Matters**

As part of obtaining reasonable assurance about whether City of Columbia, Illinois' financial statements are free from material misstatement, we performed tests of its compliance with certain provisions of laws, regulations, contracts, and grant agreements, noncompliance with which could have a direct and material effect on the determination of financial statement amounts. However, providing an opinion on compliance with those provisions was not an objective of our audit, and accordingly, we do not express such an opinion. The results of our tests disclosed no instances of noncompliance or other matters that are required to be reported under *Government Auditing Standards*.

**Purpose of this Report**

The purpose of this report is solely to describe the scope of our testing of internal control and compliance and the results of that testing, and not to provide an opinion on the effectiveness of the entity's internal control or on compliance. This report is an integral part of an audit performed in accordance with *Government Auditing Standards* in considering the entity's internal control and compliance. Accordingly, this communication is not suitable for any other purpose.

*Schorb & Schmersahl LLC*